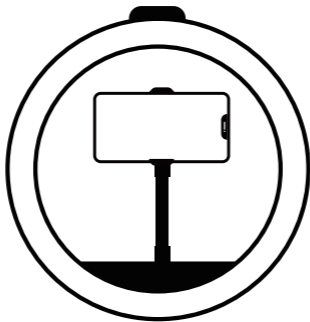


# Instruction Manual

## Ring Light



# Product Specification

## 10 Inch Ring light-Key Specifications

Light Bulbs	128pcs(64Pcs white+64 Pcs warm yellow)
Light Color	White light,Mix light,Warm light
Color Temperature	3000-6500K
Brightness Level	10
Color Rendering index)	≥90
Power Supply Mode	USB power supply
Voltage	DC 5V/2A
Material	Plastic
Wire Length	2m/68in
Inner Ring Size	20cm
Outer Ring Size	26cm
Thread	1/4 universal thread



**Trouble:** The lights not work when you set to full brightness.

**Solution:** Please make sure the USB socket is **5V/2A** or greater.


## Operational steps

### Step 1: Screw hot shoe mount to tripod



### Step 2: Mount ring light onto tripod

Align the position of the screw, mount the ring light onto tripod clockwise until the screw is tightened.



### Step 3: Screw phone holder on the ring light

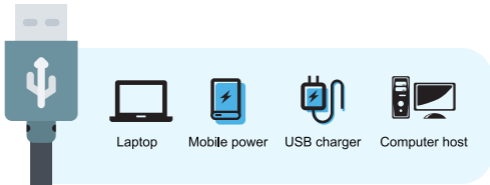
Screw the flexible phone holder on the ring light tightly. Then insert your phone into the clip in a horizontal position.



## Operational steps


### USB Power supply

Insert the USB jack into power supply, then press the power switch, the LED video light lights up.



## Control Guide



-  Adjust the Brightness +
-  Cold Light/ Soft Light/ Warm Light Conversion
-  Adjust the Brightness -
-  Power ON/OFF

## Angle Adjustments

You can adjust the light angle by adjusting the tripod and the 360 degree hot shoe mount as well as the gooseneck.

## Product Guarantee

This product is guaranteed for twelve months from the date of original purchase. Any defect that arises due to faulty materials or workmanship will be repaired free of charge (or if applicable the product will be replaced or the purchase price refunded) where possible during this period by the dealer from who you purchased the unit

### The guarantee is subject to the following provisions:

- The guarantee does not cover accidental damage, misuse, cabinet parts, knobs or consumable items
- Specifications are subject to change without notice
- The product must be correctly installed and operated in accordance with the instructions contained in the manual
- Bush disclaim any liability for loss or damage arising from the breakdown of the product
- It must be used solely for domestic purposes. The guarantee will be rendered invalid if the product is re-sold or has been damaged by inexperienced repair
- This guarantee is in addition to and does not diminish your statutory or legal rights

## Disposal



- This product should not be treated as normal household waste and it should be recycled. Please take it to your nearest collection facility or for further details contact your local council or visit [www.recycle-more.co.uk](http://www.recycle-more.co.uk)
- Batteries contain substances that may be harmful to the environment and human health. Keep out of the reach of children and seek immediate medical help if swallowed
- Batteries should not be disposed of in the normal household waste but taken to appropriate local recycling facilities, where and when these are available
- Never throw batteries in a fire or attempt to open the outer casing

