

INSTRUCTION

1. Importance

- ◆ The inflation and deflation should be done by an adult or under the supervision of an adult.
- ◆ Spread out the mat on an even, clean surface and take care that the article (especially when inflated) does not come into contact with rocks, grave, or other pointed objects, as damage can occur to the fabric material otherwise.
- ◆ Never use compressed air and never use the air pump for inflation!
- ◆ Do not allow the camping mat to come into contact with oil, gasoline, or other corrosive substances, as the camping mat fabric is very sensitive.


2. Inflating

Using the camping mat with first times, caused the PU foam was compressed too long time, in order to make the PU foam to quickly restore elasticity, the better process is following:

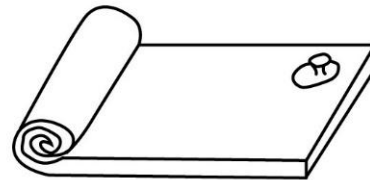
- opening valve, and let the mat is rolled out
- please pat the mat while inflation, for fast inflation
- more than 20 minutes, to close the valve, then you can use the mat.

After using the mat with first times, the normal inflating time isn't more than 10 minutes.

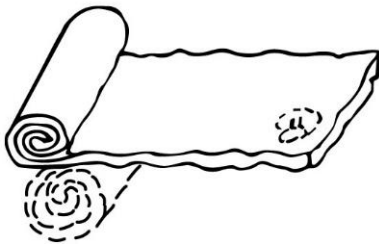
3. Storage



① Open the valve



② Roll up the mat with first times



③ Roll up the mat in opposite direction again



④ Strap the mat

⑤ The mat loaded into carry bag for storage.

**Warning! Do not use in open water. Keep away from fire and flame.
Do not leave children unattended. No toy! No swimming aid!**