






ZINC®

THREE WHEELED LIGHT UP SCOOTER - STROBE



3+

HANDLEBAR STEM ASSEMBLY BY ADULT



Press the red plastic button for disassembly

There is an on/off switch underneath the scooter. When switched on the deck will light up.

TO USE

1. Grip the handlebars with your hands, place one foot on the deck and the other foot on the ground.
2. Pay attention to your surroundings and make sure that your riding area is clear.
3. Kick backwards with your foot beside the scooter to give you motion.
4. Repeat this kicking action in order to stay in motion.
5. To stop or slow down, place your kicking foot on the brake pedal above the rear wheel or put your kicking foot on the ground.
6. Do not over-steer as this could cause you to fall off the scooter.

BATTERY INSTALLATION

1. Use a screwdriver to loosen the screw and open the battery cover.
2. Insert 4 new AA/LR6 batteries with correct polarity (+ and -).
3. Replace the battery cover and tighten the screw to secure.

IMPORTANT SAFETY INFORMATION

- Always wear safety equipment such as helmet, knee pads and elbow pads. Always wear a helmet when riding your scooter and keep the chinstrap securely buckled. Always wear shoes.
- Ride on smooth, paved surfaces away from motor vehicles.
- Avoid sharp bumps, drainage grates, and sudden surface changes. Scooter may suddenly stop.
- Avoid streets and surfaces with water, sand, gravel, dirt, leaves, and other debris. Wet weather impairs traction, braking, and visibility.
- Do not ride at night.
- Brake will get hot from continuous use. Do not touch after braking.
- Avoid excessive speed associated with downhill rides.
- Adults must assist children in the initial adjustment procedures to unfold scooter, adjust handlebar and steering to height, and finally to fold scooter.
- Obey all local traffic and scooter riding laws and regulations. Watch out for pedestrians.
- Check and make sure all fasteners and wheels are tightly in place before using the scooter (hex keys are supplied to tighten these if necessary).
- Replace worn or broken parts immediately.
- Do not use this product for jumping stunts or tricks.
- Never ride the scooter without tightening the folding mechanism.
- Always ensure all screws and nuts are securely tightened before every use.

WARNING!

- Protective equipment should be worn. Not to be used in traffic. 50kg max.
- The scooter should be used with caution, since it requires great skill, so as to avoid falls or collisions causing injury to the user and the third parties.
- Do not take this scooter on the road or public highway.
- Please ensure that all locking devices are engaged.
- This product is not to be connected to more than the recommended number of batteries.
- Non-rechargeable batteries are not to be recharged.
- Rechargeable batteries are only to be charged under adult supervision.
- Rechargeable batteries are to be removed from the toy before being charged.
- Different types of batteries or new and used batteries are not to be mixed.
- Batteries are to be inserted with the correct polarity (+ and -).
- Exhausted batteries are to be removed from the toy.
- The supply terminals are not to be short-circuited.

MAINTENANCE

- Please rotate the bearings and wheels to check if they are rolling smoothly.
- It is suggested to disassemble, clean, and add lubricant every 6 months paying extra attention to the moving parts, clearing them of grit and dirt so they move freely. Please make sure the parts specifications are correct with the dealers if some parts need to be replaced.
- Do not leave this product in high temperature, intense sunlight or dusty areas. Store in a dry place.
- Do not make any modifications to this product. Any modifications made to this scooter will make your consumer rights null and void.
- Self-locking nuts and other self-locking fixings may lose their effectiveness over time. If any of these components are no longer functioning how they should, it is strongly recommended that you discontinue use of the product and seek replacement parts from the dealer or importer of this product.
- Wipe with a damp cloth to remove dirt and dust. Do not use industrial cleaners as they may damage the surfaces. Do not use alcohol, alcohol-based or ammonia-based cleaners as they may damage or dissolve some components or soften the decals or the grip surface adhesive.

WARRANTY

ZINC SPORTS BATTERY OPERATED SCOOTER WARRANTY POLICY

Thank you for purchasing a Zinc Scooter and we hope that you enjoy using it. Please ensure that you read the following warranty.

In order for your warranty to be valid you must satisfy the following conditions:

- All products must be registered at www.zincsports.com within 30 days of receiving the product for the warranty to be valid.
- Proof of purchase is also required for your warranty to be valid.
- You must be the original purchaser who bought the product from an authorised dealer, your warranty cannot be transferred.
- You must report any defects to Zinc Sports within 30 days of discovery of said defect else the warranty will not be valid.

Failure to follow the conditions highlighted above means that your warranty will be void. We recommend that you save your original sales receipt.

The warranty lasts **1 year** from the date of purchase.

The warranty covers any manufacturing defects in materials or workmanship when used under normal use conditions and in compliance with the stipulations in the instruction manual and warranty guidelines.

The warranty does not cover wear, and tear or parts deemed to be wearing parts such as but not limited to bearings, brakes, wheels, grip tape or folding mechanisms. The warranty does not cover cosmetic parts, or parts deemed as cosmetic parts such as but not limited to paint, stickers and labels. The warranty does not cover loss of parts. Spare parts may be available for purchase from Zinc Sports if you are not covered by the warranty.

Under no circumstance will Zinc Sports be obliged to provide compensation for bodily injuries, death, property damages, losses, hindrance of profits, prevention of use or any other damage that will be caused directly or indirectly as a result of usage of this device. Zinc Sports advise that you contact your insurance company to determine whether coverage is provided for the use of this scooter, or to take out a new policy.

For the full warranty policy please visit our website at zincsports.com

Product code: **ZC07943 AQUA BLUE/ ZC07946 BLUSH PINK THREE WHEELED LIGHT UP STROBE SCOOTER**

CUSTOMER HELPLINE

Hy-Pro advise you to contact us directly and not to return this item to the place of purchase. Hy-Pro has taken great care to ensure this item has reached you in good condition, should you have a query please ring our helpline +44 (0)800 731 0006 where your call will be dealt with promptly. Alternatively, please contact us on email: customerservices@zinchq.com

- KEEP THE INSTRUCTION SINCE IT CONTAINS IMPORTANT INFORMATION
- Adult supervision is recommended.

HY-PRO[®]
L U S 5 B N , U K

Hy-Pro House, Centrus Park, Arenson Way,
Dunstable, Bedfordshire LU5 5BN. UK



www.hy-pro.co.uk www.zincsports.com

HY-PRO EUROPE, Cube Building
Monahan Road, Cork
T12H1XY, Republic of Ireland

Hy-Pro Asia
Room 1011, 10/F, Peninsula Centre,
67 Mody Road, Kowloon, Hong Kong

Need Help? Visit our website for replacement parts and product support WWW.ZINCSPORTS.COM

Contact us at customerservices@zinchq.com OR CALL OUR CUSTOMER SERVICE LINE ON +44(0) 800 731 0006