

Tara Rattan Chair And Stool Set

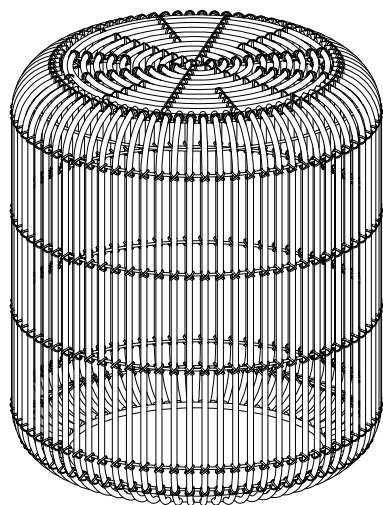
Assembly Instructions - Please keep for future reference

TARA-CT-SS20-A

Dimensions

Chair
Width - 71cm
Depth - 62cm
Height - 76cm

Table
Width - 44cm
Depth - 44cm
Height - 50cm



Important - Please read these instructions before assembly

If you need help or have damaged or missing parts, email:
customerservices@habitat.co.uk or call: 0344 499 4686

habitat 



Safety and Care Advice

Important - Please read these instructions fully before starting assembly

Check you have all the components and tools listed on the front cover and pages 2 - 3.

Remove all fittings from the plastic bags and separate them into their groups.

Keep children and animals away from the work area, small parts could choke if swallowed.

Make sure you have enough space to layout the parts before starting.

Assemble the item as close to its final position (in the same room) as possible.

Do not place furniture directly in front of radiators, fires or any other source of heat.

Assemble on a soft level surface to avoid damaging the unit or your floor.



We do not recommend the use of power drill/ drivers **for inserting screws**, as this could

damage the unit. Only use hand screwdrivers.

Dispose of all packaging carefully and responsibly.

General care and maintenance

Take care when moving furniture - dragging it across the floor will loosen and damage the joints. Always lift and move.

From time to time check that there are no loose fittings. Tighten as necessary.

Avoid exposing your furniture to direct and prolonged periods of sunlight and heat sources as fading and cracking may occur.

If put the furniture stay outdoors, the customer should cover the furniture or put it indoors over the winter months.

Take care to prevent sharp objects e.g. toys, buckles and heels from coming into contact with your furniture, and avoid contact with chemicals e.g. cosmetics or hair products which may permanently mark the surface.

Cleaning and care

Dust regularly with a clean dry cloth.

Wipe up any spills immediately with a damp cloth and then dry the surface with a clean dry duster.

Repeat this procedure for periodic cleaning.


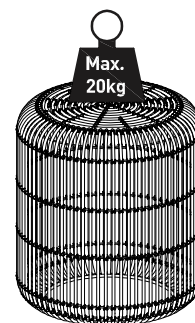
Remove stubborn stains with a weak washing up liquid solution and a damp cloth and dry after with a clean cloth.

The use of furniture polish or spray is not necessary or recommended.

Never use abrasive or corrosive cleaning agents.

Maximum weight limit

Important: Recommended maximum loading



General information

If for any reason you should have problems with your Habitat product, please contact the store from which you purchased it.

Please retain your receipt as proof of purchase.

If you have any comments or suggestions regarding this product, assembly instructions or service

received, please contact the store or Habitat Head Office via its web site: www.habitat.co.uk or write directly to: Habitat Retail Ltd. 489-499 Avebury Boulevard, Milton Keynes MK9 2NW