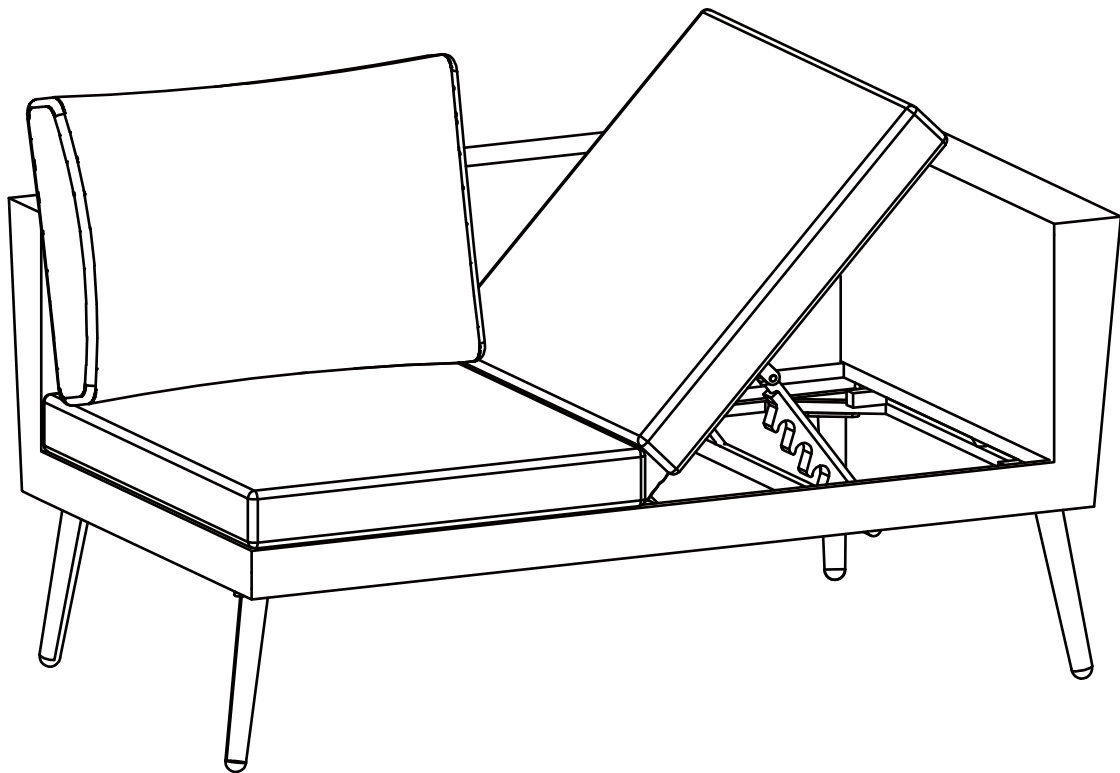


Corner Rattan Sofa Set - Sofa



Spare Parts

 www.argos-support.co.uk

 Help@ClickSpares.co.uk

 0370 112 1928

Customer Support

 0345 640 2020




Safety and Care Advice

Product Details

Grey 939/7673

IMPORTANT, RETAIN FOR FUTURE REFERENCE: READ CAREFULLY.

- Keep children and animals away from the work area, small parts could choke if swallowed.
- Make sure you have enough space to layout the parts before starting.
- This product has been constructed to be used in the domestic environment only and not for commercial purposes.
- Make sure you have enough space to layout the parts before starting.
- Assemble the item as close to its final position (in the same room) as possible.
- Assemble on a soft level surface to avoid damaging the unit or your floor.
- Remove all fittings from the plastic bags and separate them into their groups.
- Do not stand or put weight on the product during assembly, this could cause damage.



- We do not recommend the use of power drill/drivers for inserting screws as this could damage the unit. Only use hand screwdrivers.
- Parts of the assembly will be easier with 2 people.
- Dispose of all packaging carefully and responsibly.

Care and maintenance

- During assembly do not lay the glass directly onto hard or rough surfaces. We recommend laying the glass on a blanket or cardboard during assembly. You could even use the box.
- When lifting or moving the product, ask for someone to lend a hand, trying to move a product on your own can lead to accidents.
- Do not place very hot or very cold items, such as saucepans or barbecues, directly on the glass surface. Extreme temperature differences over small areas can damage glass.
- Do not use furniture if any parts are missing or broken. Contact your retailer immediately.
- Do not drag rough or heavy objects over the top of the glass.
- Do not strike the glass with hard or pointed items, or use the glass as a chopping surface.
- We recommend using place mats, coasters and table cloths to help protect against scratches and accidentally dropped items.
- Clean the glass regularly to make sure there are no grit on the top.
- Do not clean glass with washing powders or any other substances containing abrasives, since these substances can scratch glass.
- For tables that can be used outdoors, if your table has a parasol, make sure the edge of the parasol cut-out has a protector in place. In addition always use a weighted parasol base, and remove the parasol in windy conditions. Parasols can put pressure on the table top or even blow the table over in windy weather.
- For tables that can be used outdoors it is advised that the table is kept covered when not in use to protect the glass from the weather and accidental damage.
- Do not sit or stand upon the glass surface.



Safety and Care Advice

Additional Guidance

- Assemble all parts and bolts loosely during assembly, only once the product is complete should you fully tighten the bolts.
- Regularly check and ensure that all bolts and fittings are tightened properly.
- Do not fully tighten all screws until assembly is completed.
- Make sure the assembly will be easier with 2 people.
- Only clean using a damp cloth and mild detergent, do not use bleach or abrasive cleaners.
- Make sure each screw matches the corresponding figure to ensure correct assembly.
- From time to time check that there are no loose screws on this chair.
- This product should not be discarded with household waste. Take to your local authority waste disposal centre.

Sainsbury's Argos is a trading name of both: Argos Limited, Registered office: 489-499 Avebury Boulevard, Milton Keynes, United Kingdom, MK9 2NW, registered number: 01081551 (England and Wales); and Sainsbury's Supermarkets Limited, Registered office: 33 Holborn, London, EC1N 2HT, registered number: 03261722 (England and Wales). Both companies are subsidiaries of J Sainsbury's plc.

Fittings (Shown to scale)

Bag 1



15mm Screw x 12



Washer x 12



Screw Cap x 12

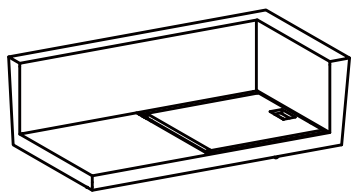


Allen key x 1

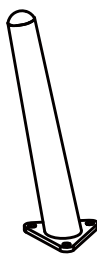


Foot Cap x 4
(Already assembled on the product)

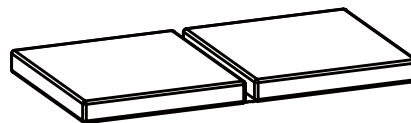
Components




1 Sofa Seat
(1300 x 750 x 400mm)



5 Sofa Leg (x4)
(Diam35 x 250mm)

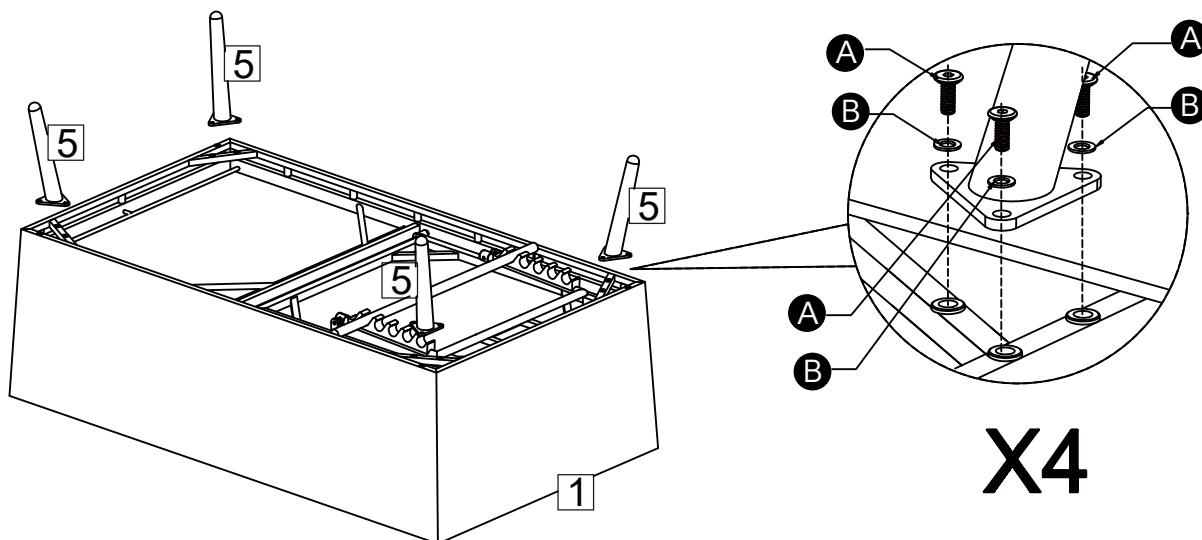
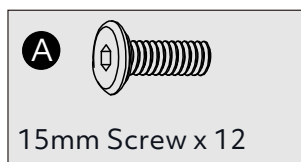
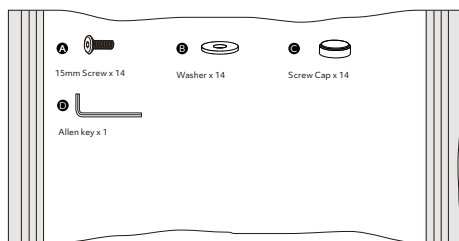


9 Sofa Seat Cushion
(1200 x 650 x 80mm)

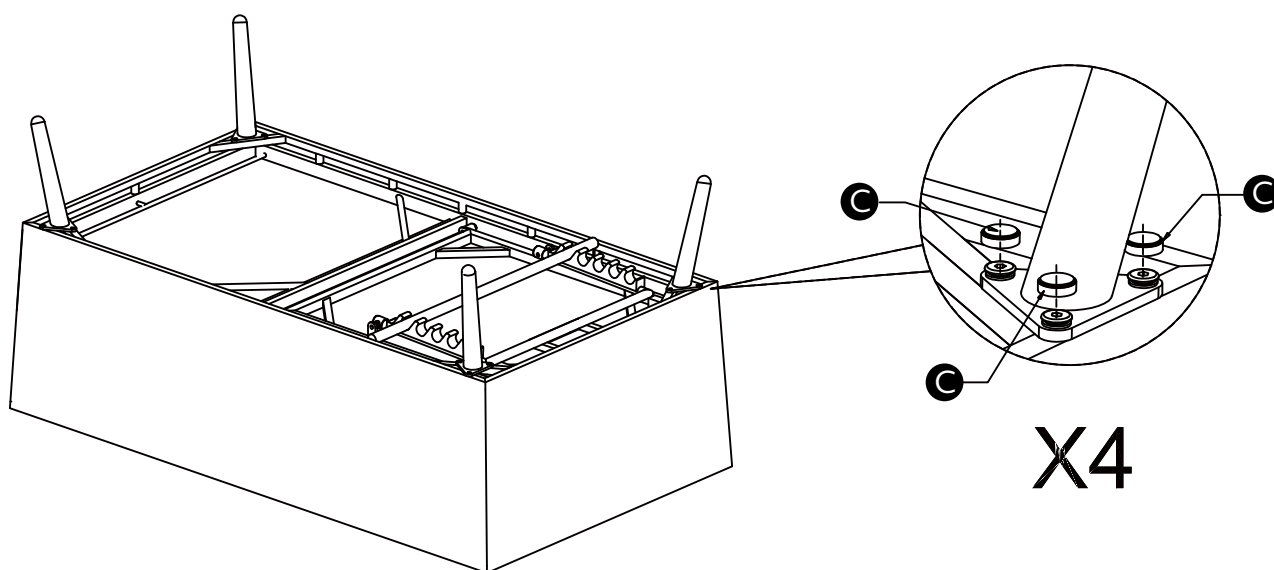


11 Back Cushion (x2)
(640 x 390 x 150mm)

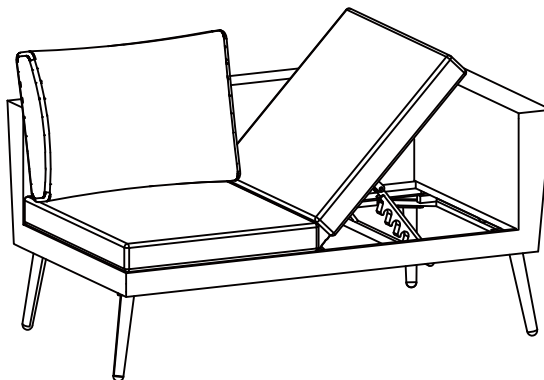
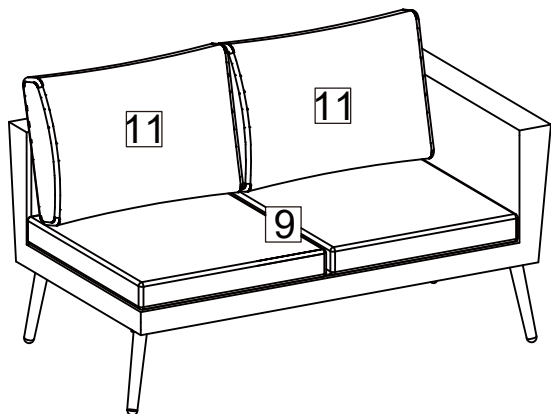
1



2



3



Sofa assembly is completed.