


# AH2 CAMERON CUDDLE CHAIR

HOME



## Spare Parts

 [www.argos-support.co.uk](http://www.argos-support.co.uk)

 [Help@ClickSpares.co.uk](mailto:Help@ClickSpares.co.uk)

 0370 112 1928

## Customer Support

 0345 640 2020



# Safety and Care Advice

---

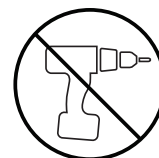
## Product Details

8958202 AH2 CAMERON CUDDLE CHAIR SAGE  
9187900 AH2 CAMERON CUDDLE CHAIR CHARCOAL  
9312548 AH2 CAMERON CUDDLE CHAIR LIGHT GREY

## IMPORTANT, RETAIN FOR FUTURE REFERENCE: READ CAREFULLY.

- Keep children and animals away from the work area, small parts could choke if swallowed.
- Make sure you have enough space to layout the parts before starting.
- This product has been constructed to be used in the domestic environment only and not for commercial purposes.

- Assemble the item as close to its final position (in the same room) as possible.
- Assemble on a soft level surface to avoid damaging the unit or your floor.



- We do not recommend the use of power drill/drivers for inserting screws as this could damage the unit. Only use hand screwdrivers.
- Parts of the assembly will be easier with 2 people.
- Dispose of all packaging carefully and responsibly.

## Care and maintenance

---

- Only clean using a damp cloth and mild detergent. Do not use abrasive cleaners.
- Use a dry cloth to clean the product, furniture polish is not recommended.
- From time to time check that there are no loose screws, nuts or bolts. If there are please re-tighten.
- This product should not be discarded with household waste. Take to your local authority waste disposal centre.


- 
- Assemble all parts and bolts loosely during assembly, only once the product is complete should you fully tighten the bolts.
  - Regularly check and ensure that all bolts and fittings are tightened properly.
  - Maximum user weight 110kg
  - This product is compliant BS EN16139
  - All kind of applications in office building, public halls, function rooms, cafes, restaurants, canteens, bank, bars.

# COMPONENTS

---


**A**

Seat × 1



**B**

Backrest × 1

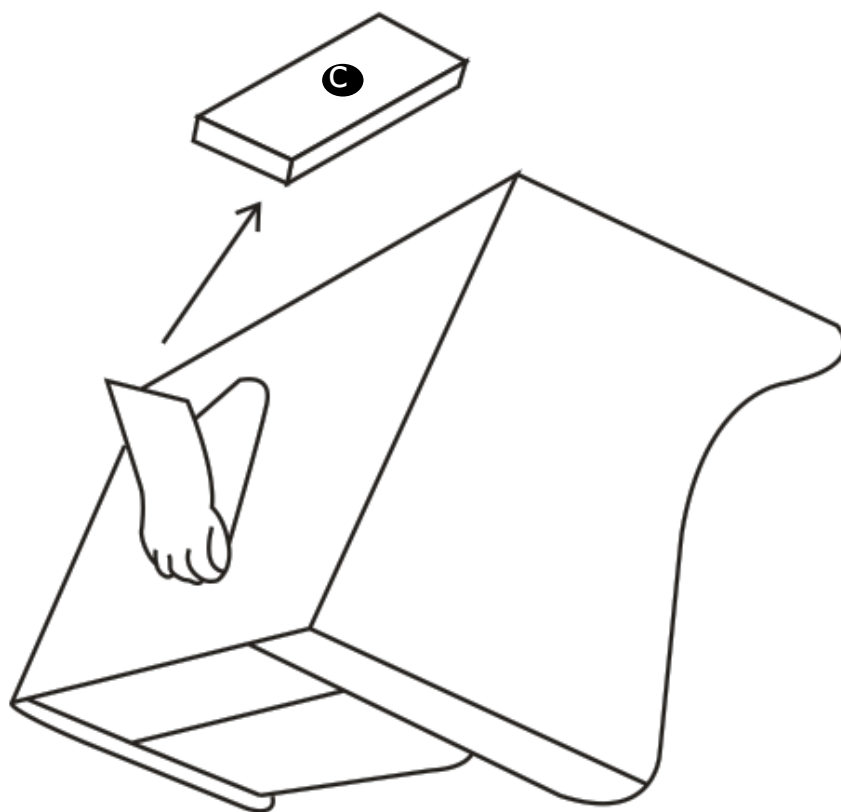


**C**

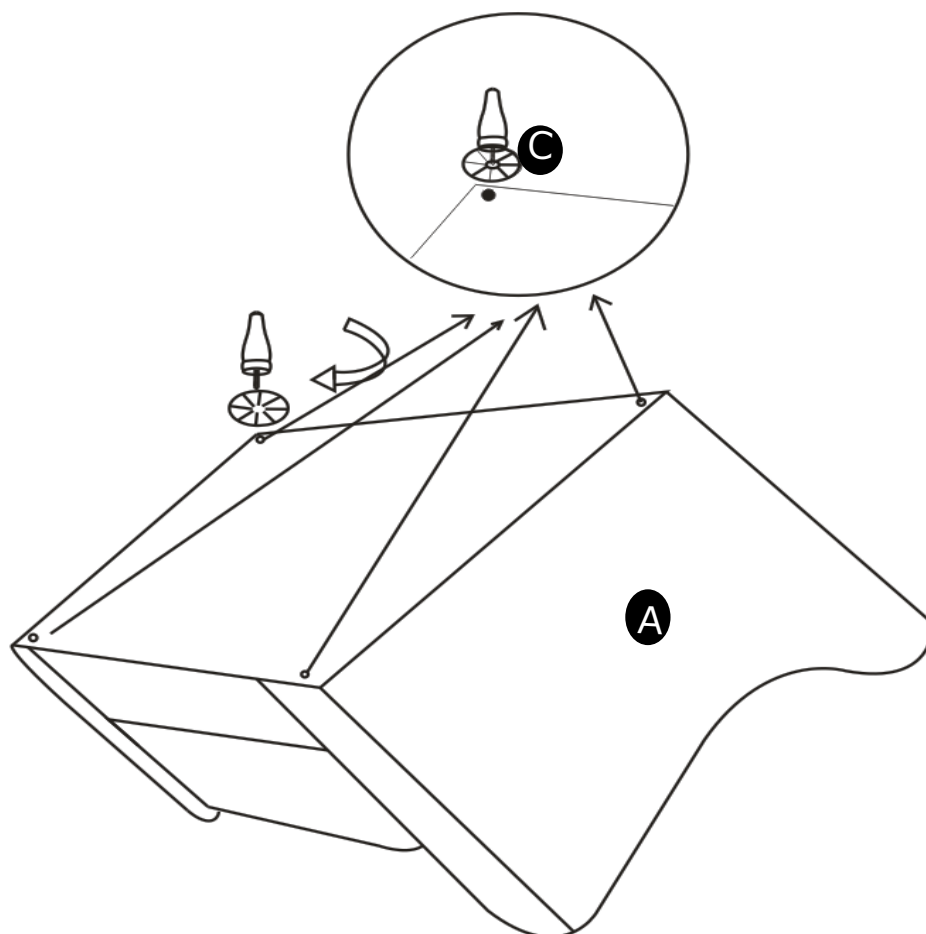
Leg × 4




# 1



# 2



# 3



# 4

Put backrest into sofa

