

In association with

St John
Ambulance

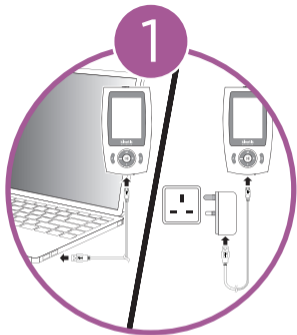



kinetik
WELLBEING

-Quick Start Guide-

TD3

Dual-Channel TENS
Pain Reliever



Unpack TENS device
and
charge via USB.

2



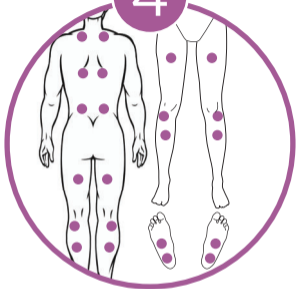
Connect output cables
to
Channel A or Channel B,
or both.

3



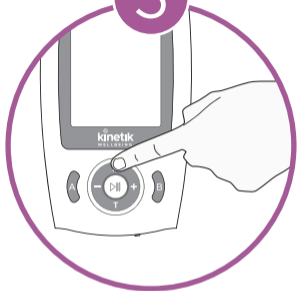
Connect
adhesive gel pads
to
output cables.

4



Remove protective film
and
attach gel pads
to
areas of treatment.

5



Turn device on, then select therapeutic mode. Cycle through modes by pressing the M button.

6



Increase intensity as needed by pressing the + and - buttons.



If using both channels,
the intensity can be
selected independently.
Just press
the A or B button
to change channels.

8



A 20 minute treatment cycle will now begin. To change duration of treatment press the T button.



for more information visit :
kinetikwellbeing.com