

ZINC[®]

3+

THREE WHEELED FOLDING SCOOTER T-MOTION

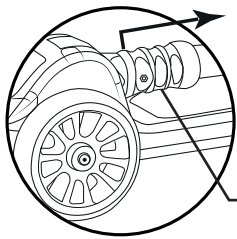
WARRANTY

SO THAT YOUR WARRANTY IS
VALID PLEASE REGISTER AT
WWW.ZINCSPORTS.COM
WITHIN 30 DAYS OF
RECEIVING THE PRODUCT.

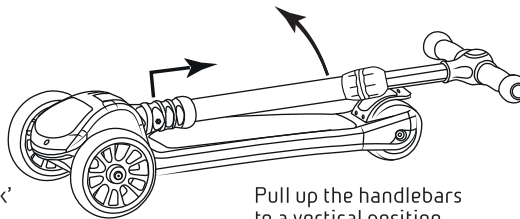


UNFOLDING THE SCOOTER

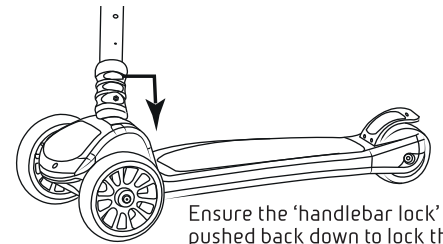
TO BE SUPERVISED BY AN ADULT.



Pull the 'handlebar lock' to release.



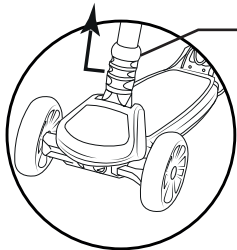
Pull up the handlebars to a vertical position.



Ensure the 'handlebar lock' is pushed back down to lock the bars in position.

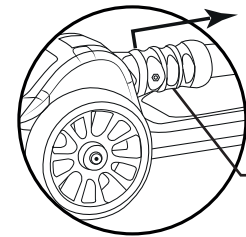
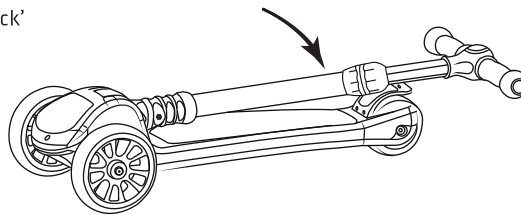
FOLDING THE SCOOTER

TO BE SUPERVISED BY AN ADULT.



Pull up the 'handlebar lock' to release.

Push down the handlebars

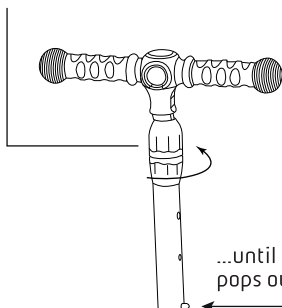


Ensure the 'handlebar lock' springs back to lock in position.

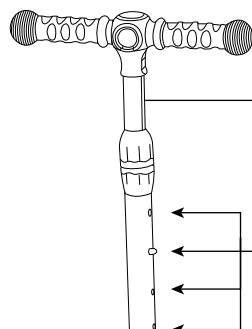
ADJUSTING THE HANDLEBAR HEIGHT

TO BE SUPERVISED BY AN ADULT.

Loosen the handlebars stem adjuster & pull out handlebars...

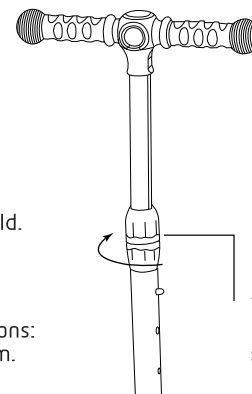


...until the button pops out.



Push in the button and pull the handlebars up and down until it is the correct height for your child.

There are four height options: 72cm, 75.5cm, 79cm, 83cm.

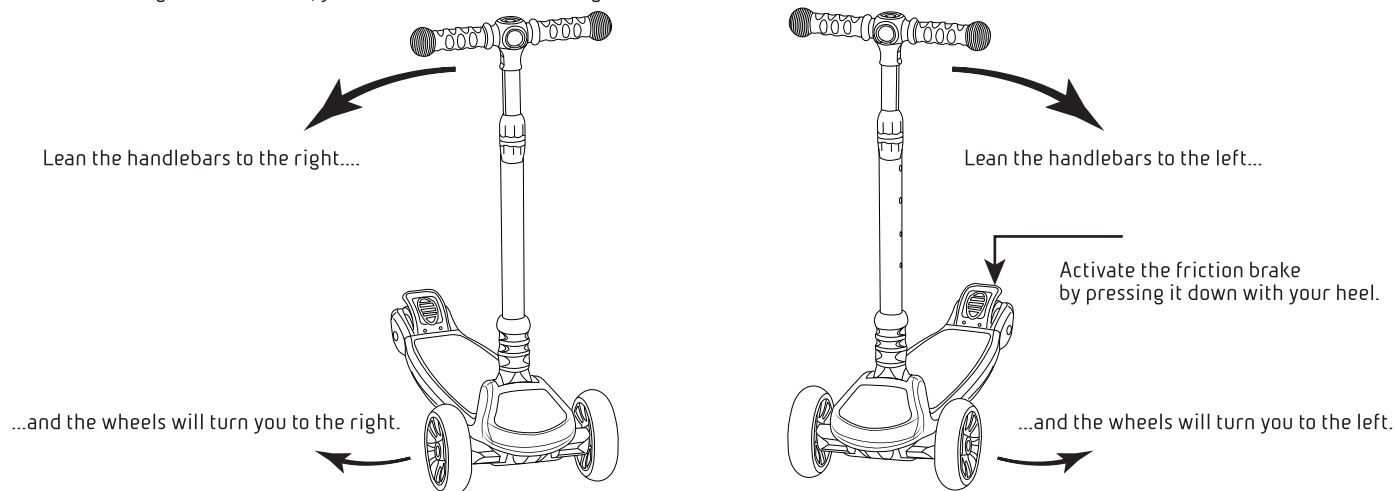


When at the desired height, screw tight the stem adjuster.

STEERING THE SCOOTER

TO BE SUPERVISED BY AN ADULT.

The T-Motion is a 'Lean and Steer' Scooter.
So instead of turning the handlebars, you lean them to the left or right.



TO USE

TO BE SUPERVISED BY AN ADULT.

1. Grip the handlebars with your hands, place one foot on the deck and the other foot on the ground.
2. Pay attention to your surroundings and make sure that your riding area is clear.
3. Kick backwards with your foot beside the scooter to give you motion.
4. Repeat this kicking action in order to stay in motion.
5. To stop or slow down, place your kicking foot on the brake pedal above the rear wheel to slow down, then put your kicking foot on the ground.
6. Do not over-steer as this could cause you to fall off the scooter.

IMPORTANT SAFETY INFORMATION

- Always wear protective equipment such as helmet, gloves, elbow and knee pads. Also long sleeved shirts and long trousers help protect skin.
- Always wear fully enclosed shoes with the laces tightened securely and tucked into your shoes.
- All bolts, wheels and handlebars should be checked and tightened before and after every use.
- This scooter should only be ridden on dry, flat, level ground. Do not use the scooter on uneven, wet ground, on rocks or gravel. Do not use at dusk or night.
- Wet weather reduces traction, braking and visibility.
- Excessive use of the brake will cause heat to generate which can damage the wheel and can cause brake failure. Allow brake and wheels to cool if used continuously. Do not touch brake if hot as it may cause harm.
- All children and preteens should ride with adult supervision at all times. The supervisor should check all fasteners, wheels and handlebars and tighten before and after every use. In addition the supervisor should ensure the rider is wearing all appropriate safety equipment.
- All local traffic and scooter riding laws and regulations must be followed at all times. Stay away from roads and highways, cars and pedestrians and respect other pavement users.
- Adult supervision is required during the initial assembly and maintenance procedures due to the risk of finger entrapment. Keep fingers away from moving parts, injury may occur.

WARNING!

- Protective equipment should be worn. Not to be used in traffic. 80kg max.
- The scooter should be used with caution, since it requires great skill, so as to avoid falls or collisions causing injury to the user and the third parties.
- Do not take this scooter on the road or public highway.
- Please ensure that all locking devices are engaged.

MAINTENANCE

- Please rotate the bearings and wheels to check if they are rolling smoothly.
- It is suggested to disassemble, clean, and add lubricant every 6 months paying extra attention to the moving parts, clearing them of grit and dirt so they move freely. Please make sure the parts specifications are correct with the dealers if some parts need to be replaced.
- Do not leave this product in high temperature, intense sunlight or dusty areas. Store in a dry place.
- Do not make any modifications to this product. Any modifications made to this scooter will make your consumer rights null and void.
- Self-locking nuts and other self-locking fixings may lose their effectiveness over time. If any of these components are no longer functioning how they should, it is strongly recommended that you discontinue use of the product and seek replacement parts from the dealer or importer of this product.
- Wipe with a damp cloth to remove dirt and dust. Do not use industrial cleaners as they may damage the surfaces. Do not use alcohol, alcohol-based or ammonia-based cleaners as they may damage or dissolve some components or soften the decals or the grip surface adhesive.
- The wheels and wheel bearings can become worn after regular use and can be replaced easily. Remove the axle bolts with two Allen keys and replace the wheel with the new item, then tighten with an Allen key on either side and tighten securely.

WARRANTY

ZINC SPORTS NON-ELECTRIC SCOOTER WARRANTY POLICY

Thank you for purchasing a Zinc Scooter and we hope that you enjoy using it. Please ensure that you read the following warranty.

In order for your warranty to be valid you must satisfy the following conditions:

- All products must be registered at www.zincsports.com within 30 days of receiving the product for the warranty to be valid.
- Proof of purchase is also required for your warranty to be valid.
- You must be the original purchaser who bought the product from an authorised dealer, your warranty cannot be transferred.
- You must report any defects to Zinc Sports within 30 days of discovery of said defect else the warranty will not be valid.

Failure to follow the conditions highlighted above means that your warranty will be void. We recommend that you save your original sales receipt.

The warranty lasts **1 year** from the date of purchase.

The warranty covers any manufacturing defects in materials or workmanship when used under normal use conditions and in compliance with the stipulations in the instruction manual and warranty guidelines.

The warranty does not cover wear, and tear or parts deemed to be wearing parts such as but not limited to bearings, brakes, wheels, grip tape or folding mechanisms. The warranty does not cover cosmetic parts, or parts deemed as cosmetic parts such as but not limited to paint, stickers and labels. The warranty does not cover loss of parts. Spare parts may be available for purchase from Zinc Sports if you are not covered by the warranty.

Under no circumstance will Zinc Sports be obliged to provide compensation for bodily injuries, death, property damages, losses, hindrance of profits, prevention of use or any other damage that will be caused directly or indirectly as a result of usage of this device. Zinc Sports advise that you contact your insurance company to determine whether coverage is provided for the use of this scooter, or to take out a new policy.

For the full warranty policy please visit our website at zincsports.com

Product code: **ZC05964 - THREE WHEELED FOLDING T-MOTION - BLACK**
ZC07947 - THREE WHEELED FOLDING T-MOTION - BLUSH PINK
ZC07948 - THREE WHEELED FOLDING T-MOTION - POWDER BLUE

CUSTOMER HELPLINE

Hy-Pro advise you to contact us directly and not to return this item to the place of purchase. Hy-Pro has taken great care to ensure this item has reached you in good condition, should you have a query please ring our helpline +44 (0)800 731 0006 where your call will be dealt with promptly. Alternatively, please contact us on email: customerservices@zinchq.com

- Complies with BS EN14619:2019 / EN14619:2019. Maximum weight 80kg for Class A
- KEEP THE INSTRUCTION SINCE IT CONTAINS IMPORTANT INFORMATION



www.hy-pro.co.uk www.zincsports.com

HY-PRO[®]
L U 5 5 B N , U K

Hy-Pro House, Centrus Park, Arenson Way,
Dunstable, Bedfordshire LU5 5BN. UK

Hy-Pro Europe, Cube Building
Monahan Road, Cork
T12H1XY, Republic of Ireland

Hy-Pro Asia
Room 1011, 10/F, Peninsula Centre,
67 Mody Road, Kowloon, Hong Kong

Need Help? Visit our website for replacement parts and product support WWW.ZINCSPORTS.COM
Contact us at customerservices@zinchq.com OR CALL OUR CUSTOMER SERVICE LINE ON +44(0) 800 731 0006