



# PUSH N' CLEAN CLASSIC

with STA-TITE® Top Fix

## # 2 3 2 0 P N C T F 0 0 0



The Push n'Clean Classic is developed for universal pans and features Push n'Clean for easy, hygienic cleaning. The stainless steel hinges are adjustable and include slow close. This seat stays tight with STA-TITE® Top Fix: the patented fixing system that keeps your seat tight and installs easily from the top of the pan. No more loose seats!

### SEAT FEATURES



STA-TITE® - patented fixing system that will not loosen! Simple, "no mess" installation ensures your seat stays tight on the pan



Top Fix - installs easily from the top of the pan



Push n'Clean - the easy release system for hygienic cleaning. Simply push down and lift the seat off



Slow Close - slowly and quietly closes to prevent slamming and pinched fingers



Scratch Resistant - made from hard, Durolux® material that resists scratches



Heat Resistant - High resistance to burns and flames



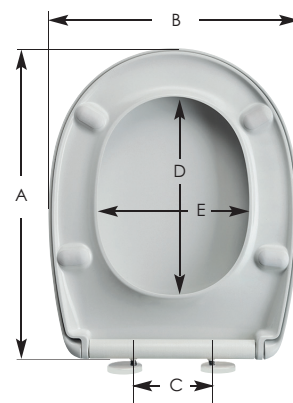
- Long-lasting Durolux® thermoset plastic offers a ceramic-like shine
- Adjustable stainless steel hinges
- Fits majority of manufacturers' universal shaped pans

### CHARACTERISTICS

Individual seat weight: 2.2 kg

Dimensions:

- A: 410 - 460 mm
- B: 360 mm
- C: 65 - 165 mm
- D: 282 mm
- E: 216 mm



THERMOSET PLASTIC TOILET SEAT

# No More Loose Seats!

Try STA-TITE<sup>®</sup>, the patented Bemis fixing system that will not loosen over time!

"No mess" installation is fast and easy, ensuring your seat stays tight.



**STATITE<sup>®</sup>**  
No More Loose Seats!

## Installation is Fast & Easy:

When fitted correctly, the seat will not slip, wobble or shift on the pan. This simple fixing system installs in three basic steps -- no glue required!



Place hinge



Tighten with Spanner



Snap to Secure

