

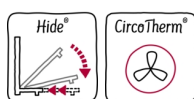
N 30, built-in oven, 60 x 60 cm, Stainless steel
B6CCG7AN0B



COOKING PASSION SINCE 1877



A



Built-in Slide&Hide® oven with fixed handle - unrestricted access to the oven interior thanks to the fully retracting oven door

- ✓ Hide® – The fully retracting oven door.
- ✓ CircoTherm® – Smart hot-air solution that lets you bake on up to three levels at once.
- ✓ LED-Display - simple, straightforward for clear reading

Features

Technical Data

Gross weight : 41.3 kg
 Color / Material Front : Stainless steel
 Built-in / Free-standing : Built-in
 Integrated Cleaning system : Pyrolytic+Hydrolytic
 Required niche size for installation (HxWxD) : 585-595 x 560-568 x 550 mm
 Dimensions : 595 x 594 x 548 mm
 Dimensions of the packed product (HxWxD) : 660 x 690 x 660 mm
 Control Panel Material : Stainless steel
 Door Material : Glass
 Net weight : 38.7 kg
 Usable volume (of cavity) - cavity 1 : 71 l
 Cooking method : Bottom heat, Conventional heat, Full width grill, Hot Air, Hotair gentle, Hot air grilling, Pizza setting
 First cavity material : Other
 Number of interior lights : 1
 Approval certificates : CE, VDE
 Length electrical supply cord : 120 cm
 Interior Lights - cavity 1 : 1
 : Accessory
 Clock function : Alarm, Off, On
 Included accessories : 2 x combination grid, 1 x universal pan
 Broil Element Wattages cavity 1 : 2800 W
 Convection Element Wattages cavity 1 : 1600 W
 Energy efficiency rating : A
 Energy consumption per cycle conventional (2010/30/EC) : 1.04 kWh/cycle
 Energy consumption per cycle forced air convection (2010/30/EC) : 0.81 kWh/cycle
 Energy efficiency index (2010/30/EC) : 95.3 %
 Connection Rating : 2990 W
 Fuse protection : 13 A
 Voltage : 220-240 V
 Frequency : 50; 60 Hz
 Plug type : no plug
 Color / Material Front : Stainless steel
 Energy input : Electric
 Approval certificates : CE, VDE
 Required cutout/niche size for installation (in) : x x
 Dimensions of the packed product : 25.98 x 25.98 x 27.16
 Net weight : 85.000 lbs
 Gross weight : 91.000 lbs
 Length electrical supply cord : 120 cm
 Net weight : 38.7 kg

Optional accessories

Z11AB15A0 : Baking tray, non-stick ceramic coated , Z11AU15A0 : , Z11CB10E0 : Baking tray, grey enamelled , Z11CL15E0 : , Z11CN15E0 : , Z11CR10X0 : Baking and roasting grid (standard) , Z11CU10E0 : , Z11GT10X3 : Glass roasting dish, 5,4l , Z11GU20X0 : Glasspan , Z11TE25X0 : , Z11TF25X0 : , Z11TF36X0 : 3 level telescopic rails, full ext , Z11TI15X0 : Cliprails , Z11TJ25X0 : , Z11TJ35X0 : , Z12CL10A0 : , Z12CN10A0 : , Z12CQ10A0 : Grill tray, anthracite enamelled , Z1352X0 : , Z13CV05S0 : Cover Strip , Z1913X0 : Baking Stone , Z19DD10X0 : Steam set for ovens



4 242004 248682

N 30, built-in oven, 60 x 60 cm, Stainless steel
B6CCG7AN0B



COOKING PASSION SINCE 1877

Features

Design

- LED-display control (red)
- Bevelled oval controls, Retractable controls dials, oval
- Slide&Hide® with fixed handle
- Cavity inner surface: enamel grey
- 4 shelf positions

Features

- Door lock during pyrolytic cleaning
Control panel lock Automatic safety switch off
- Actual temperature display
Heating up indicator Automatic start
- Interior halogen light, On/off button

Cleaning

- Pyrolytic cleaning
- EasyClean
- Full glass inner door

Programmes/functions

- Oven with 7 PC heating methods: CircoTherm®, Top/bottom heat, Circo-roasting, Full surface grill, CircoTherm® intensive, Bottom heat, CircoTherm® gentle
- Manual rapid heating up
- Temperature range 50 °C - 275 °C
- Bar handle
- Cooling fan

Accessories

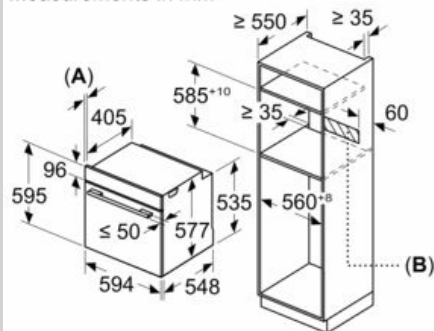
- 2 x combination grid, 1 x universal pan

Performance/technical information

- Energy efficiency rating (acc. EU Nr. 65/2014): A
Energy consumption per cycle in conventional mode: 1.04 kWh
Energy consumption per cycle in fan-forced convection mode: 0.81 kWh
Number of cavities: Main cavity Heat source: electrical Cavity volume: 71 litre
- Cavity volume: 71 litre
- Total connected load electric: 2.99 kW
- 120 cm Cable length
- Nominal voltage: 220 - 240 V
- Appliance dimension (h x w x d): 595 mm x 594 mm x 548 mm
- Niche dimension (h x w x d): 585 mm - 595 mm x 560 mm - 568 mm x 550 mm
- Please refer to the dimensions provided in the installation manual

Dimensioned drawings

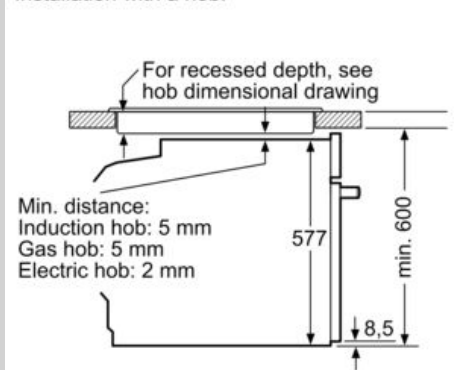
Measurements in mm



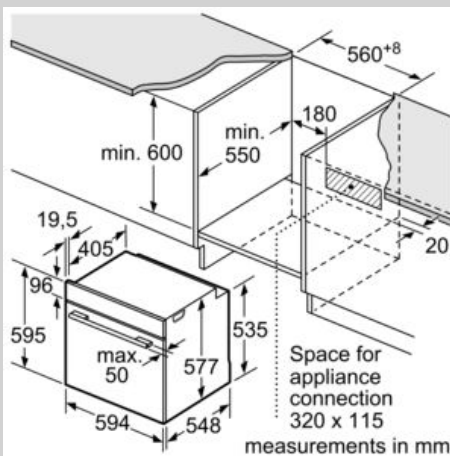
A: 19.5 mm

B: Space for appliance connection 320 x 115 mm

Installation with a hob.



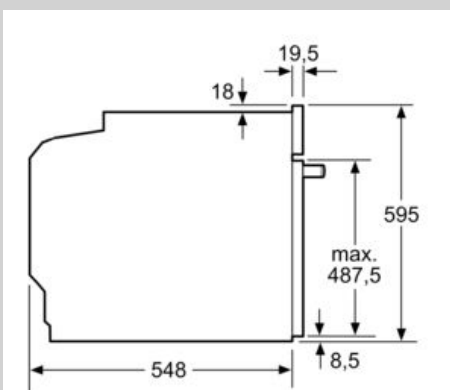
measurements in mm



measurements in mm

If the appliance will be installed underneath a hob, the following worktop thicknesses (including substructure if necessary) must be taken into account.

Hob type	min. worktop thickness	
	fitted	flush
Induction hob	37 mm	38 mm
Full surface Induction hob	47 mm	48 mm
Gas hob	30 mm	38 mm
Electric hob	27 mm	30 mm



measurements in mm