

You'll soon be enjoying your new Portable FM Radio.

It all begins here, with your instructions. Don't worry, there's nothing too technical coming up. Just simple, step-by-step guidance to get you up and running quickly. Sound good? Then let's get started.

Help and Guidance

We're here to help you get the most from your Portable FM Radio. Should you require any guidance, a simple solution can often be found online at:

www.bush-support.com

If you still require further assistance, call one of our experts on **0345 600 3021**.

1

1 Safety information


Important - Please read these instructions fully before installing or operating

General safety information

Keep the product and all its parts out of reach of small children.

This product is not intended for use by persons (including children) with reduced physical, sensory or mental capabilities, or lack of experience and knowledge, unless they have been given supervision or instruction concerning the use of the appliance by a person responsible for their safety.

Do not attempt to open the product. This product does not contain any user serviceable parts. Unauthorised handling of the device may damage it and will void your warranty.

 To avoid possible hearing damage, do not listen to this radio at high volume levels for long periods of time. Always keep the volume within reasonable limits.

Power source


If the Radio will not be used for a long period of time, make sure that all of the batteries are removed from the battery compartment.

2

Do not mix old and new batteries or batteries of different types. Batteries are to be inserted with the correct polarity. The supply terminals are not to be short-circuited.

Never throw batteries in a fire or attempt to open the outer casing. Do not expose batteries to excessive heat, such as sunshine.

Batteries are harmful if swallowed, so keep away from young children.

 Danger of explosion if batteries are incorrectly replaced. Replace only with the same or equivalent type.

To reduce the risk of fire or electric shock, Keep it dry. Avoid exposure to precipitation, humidity and liquids which could all affect the product circuitry.

Do not leave it in high temperatures as electronic devices and plastic parts may warp in heat.

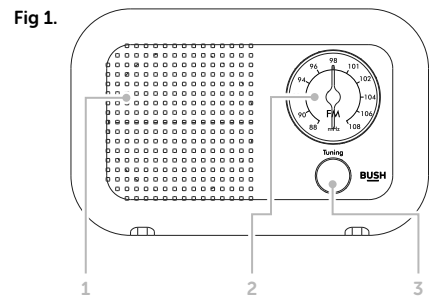
No naked flame sources, such as lighted candles, should be placed on or near the product.

Do not block or cover slots, holes or openings on the product by placing on soft furnishings such as carpets, rugs or beds as these are provided for functionality and/or ventilation to ensure safe operation of the product.

3

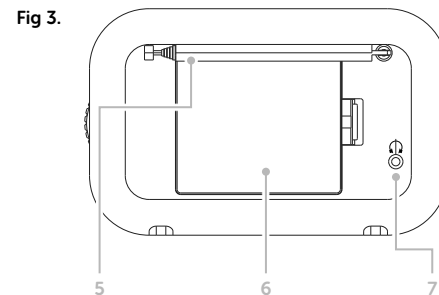
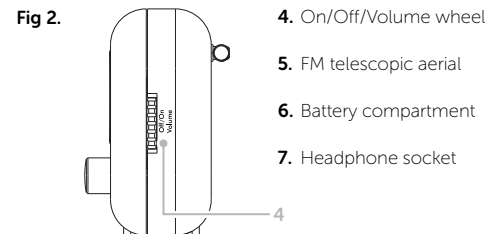
2 Using your Portable FM Radio

Let's get started



1. Speaker
2. FM station dial
3. Rotary tune control

4



4. On/Off/Volume wheel
5. FM telescopic aerial
6. Battery compartment
7. Headphone socket

5

Set up features

Inserting the batteries

- Before installing the batteries (not included) please ensure that the Radio is switched off, using the On/Off/Volume wheel on the side of the product.
- On the back of the radio, push in the tab to release and remove the battery compartment cover.
- Insert 4 x 1.5V AA-size (also known as LR6) batteries, making sure to note the '+' and '-' markings and position the batteries the correct way around.
- Replace the battery cover, making sure it 'clicks' shut.

Telescopic aerial

Please make sure that the telescopic aerial is fully extended before you attempt to tune to an FM station. This will ensure that the maximum signal strength is available when the radio is scanning for stations. Extending the aerial also ensures the best possible sound quality.

6

Adjusting the volume

Turn the volume control wheel on the side of the radio to adjust the volume.

Tune control

Turn the rotary tune control on the front of the radio to locate each radio station.

Headphones

You can connect headphones with a 3.5mm plug (not included) to your radio. The headphone socket can be found on the back of the radio at the bottom. When you have headphones connected the radio speaker is switched off and all sound is via the headphones.

7

3 Other information

Helpful technical information

Technical specification

Batteries (not supplied)	4 x 1.5V AA size (LR6)
Headphone socket	3.5 mm
Frequency range	FM: 87.5MHz to 108MHz

4 Product support

Help is always at hand

Troubleshooting

Radio reception is poor

Check that you have fully extended the telescopic aerial. Move the tune control slowly to tune to each station. Check there are no other electrical appliances within 1 metre of your Portable FM Radio, which may be causing interference.

The batteries may be exhausted and need to be replaced. Try moving your Portable FM Radio to another location.

Radio will not switch on

The batteries may be exhausted and need to be replaced.

Help and assistance

If you require any technical guidance or find that your Portable FM Radio is not operating as intended, a simple solution can often be found in the Troubleshooting section of these instructions or online at www.bush-support.com

If you still require further assistance, call one of our experts on

0345 600 3021*

Local call rates applies*

Lines open 8am-7pm Monday to Saturday and 10am-4pm Sunday.

*Calls to Argos enquiry lines may attract a charge and set up fee from residential lines depending on your call plan/tariff. Mobile and other providers costs may vary, see www.bt.com/pricing for details.

For Security and training purposes, telephone calls to and from customer service centres maybe recorded and monitored. Calls from Republic of Ireland will attract international call charges.

Disposal



This product should not be treated as normal household waste and it should be recycled. Please take it to your nearest collection facility or for further details contact your local council or visit www.recycle-more.co.uk.



This product is intended for use within the UK. This equipment complies with the essential requirements of the Radio Equipment Directive 2014/53/EU.

Declaration of Conformance

Hereby, Argos Ltd, declares that this FM Portable Radio JN-7016 is in compliance with the essential requirements and other relevant provisions of the Radio Equipment Directive 2014/53/EU. The complete declaration of conformity can be obtained by contacting <http://www.bush-support.com/>

BUSH

Call us now and register your 12 month guarantee

Thank you for choosing Bush. Your new product is guaranteed against faults and breakdowns for 12 months. Don't forget to register it with us today so we can provide you with our best possible after-sales service and useful updates.

www.bushregistration.co.uk

FREEPHONE*

0800 597 8548

Lines are open 8am - 8pm, 365 days a year.
*Calls may be recorded and monitored.

Your Bush Guarantee

This product is guaranteed for twelve months from the date of original purchase. Any defect that arises due to faulty materials or workmanship will be repaired free of charge (or if applicable the product will be replaced or the purchase price refunded) where possible during this period by the dealer from who your purchased the unit.

The guarantee is subject to the following provisions:

- The guarantee does not cover accidental damage, misuse, cabinet parts, knobs or consumable items.
- The product must be correctly installed and operated in accordance with the instructions contained in the manual.
- It must be used solely for domestic purposes. The guarantee will be rendered invalid if the product is re-sold or has been damaged by inexpert repair.
- Specifications are subject to change without notice.
- Bush disclaim any liability for loss or damage arising from the breakdown of the product.
- This guarantee is in addition to and does not diminish your statutory or legal rights.

Important Data Protection Information

If you provide us with information about another person, you confirm that they have appointed you to act for them, to consent to the processing of their personal data including sensitive personal data and that you have informed them of our identity and the purposes (as set out in the Important Data Privacy notice displayed overleaf) for which their personal data will be processed.

You are entitled to ask for a copy of the information we hold about you (for which we may charge a small fee) and to have any inaccuracies in your information corrected.

For quality control and training purposes, we may monitor or record your communications with us.

If your personal details change, if you change your mind about any of your marketing preferences or if you have any queries about how we use your information, please let us know by contacting our Data Protection Officer, Domestic & General, Leicester House 17 Leicester Street, Bedworth, Warwickshire, CV12 8JP.

This page is intentionally blank