



Instruction manual

Bluetooth Speaker
JN-1001A

You'll soon be enjoying your new Bluetooth Speaker.

It all begins here, with your instructions. Don't worry, there's nothing too technical coming up. Just simple, step-by-step guidance to get you up and running quickly. Sound good? Then let's get started.

Help and Guidance

We're here to help you get the most from your Bluetooth Speaker. Should you require any guidance, a simple solution can often be found online at:

www.bush-support.com

If you still require further assistance, call one of our experts on **0345 600 3021**.

1 ⚠️ Safety information

Important - Please read these instructions fully before installing or operating

Power source

Please charge the integral lithium battery in your Bluetooth Speaker at least once a month, to prevent damage to and prolong the life of the lithium battery.

Danger of explosion if the integral battery is incorrectly replaced. Only qualified service personnel can replace the battery with the same or equivalent type.

Moisture and water

- To reduce the risk of fire or electric shock, do not expose this product to rain or moisture. Do not expose the product to dripping or splashing and objects filled with liquids, such as vases, should not be placed on or near the product.

Heat sources and flames

- **Do not** leave it in high temperatures as electronic devices and plastic parts may warp in heat.
- **Do not** expose this product and its integral battery to excessive heat such as bright sunlight. Keep it away from heat sources, such as a radiator
- No naked flame sources, such as lighted candles, should be placed on or near the product.

General safety information

Keep the product and all its parts out of reach of small children.

This product is not intended for use by persons (including children) with reduced physical, sensory or mental capabilities, or lack of experience and knowledge, unless they have been given supervision or instruction concerning the use of the appliance by a person responsible for their safety.

- **Do not** attempt to open the product. This product does not contain any user serviceable parts. Unauthorised handling of the device may damage it and will void your warranty.

- **Do not** use your Bluetooth Speaker near emergency/ intensive care medical equipment or during an electrical storm.



- To avoid possible hearing damage, do not listen to this Bluetooth Speaker at high volume levels for long periods of time. Always keep the volume within reasonable limits.

2 Using your Bluetooth Speaker

Let's get started

Accessories

A Micro USB charging cable is included with your Bluetooth Portable Speaker.

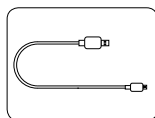


Fig 5.

Micro USB cable




Fig 6.

1. Power on/off slide switch (underneath).

Getting to know your Bluetooth Speaker

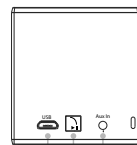


Fig 7.

2. Micro USB charging socket
3. Play/Pause
4. Aux in socket

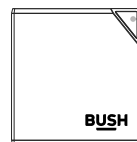


Fig 8.

5. Status LED
 - Red: Charging
 - Blue flashing quickly: Searching for BT devices
 - Blue flashing slowly: Playing audio/Aux in
 - Blue steady on: BT connected/Audio paused

Power connection

1. Connect the Micro USB end of the charging cable to the USB socket. Plug the standard end of the USB charging cable into a computer or other USB charging device.
2. The LED at the top triangle corner of the Bluetooth Speaker will be red when the battery is charging. The red LED will go out when the battery is fully charged.

Note: It will take approximately 2 hours to fully charge your Bluetooth Speaker, before first use. When fully charged your Bluetooth speaker has a battery life of approximately 6 hours. Please unplug the Micro USB charging cable after you have charged your product.

Connect to a Bluetooth device

Slide the switch on the base of the Bluetooth Speaker to ON, the blue LED at the top triangle corner will flash quickly.

On the device that you would like to connect to your Bluetooth Speaker (e.g. iPhone/iPad/Android/other phone/Tablet/Computer), turn on Bluetooth connectivity and ensure that it is 'discoverable'.

Note: If necessary, refer to the instructions for your device to add or set up Bluetooth.

Select to 'Add new device', if necessary.

Note: Some products will automatically search for a new device and so that 'Add new device' option is not available.

When found, your Bluetooth Speaker will be displayed as 'BUSH JN-1001A'. Select the device name to begin pairing.

Note: If your device requests a password, please enter '0000' to complete the device pairing.

When pairing is complete, the Blue LED will change to be continuously on.

Now that you have paired your device with the Bluetooth Speaker, it will connect to it when it is within range, which is about 10 metres or less (33 feet or less), line of sight.

Your device will remain paired with the Bluetooth Speaker unless you decide to disconnect or 'unpair' it.

Adjusting the volume

Adjust the volume on the connected device.

Listening to Music/Audio using Bluetooth

Select and start the music or audio that you wish to listen to on your paired bluetooth device., it will now be heard through the Bluetooth Speaker. The blue LED will flash slowly whilst music is playing.

You can use the controls on your paired device as well as those on your Bluetooth Speaker.

When you use the Play/Pause function, the blue LED will remain continuously on (not flashing) when music has been paused.

Aux in mode

1. Connect one end of a 3.5mm audio cable (not supplied), to the headphone or auxiliary out socket of your secondary device, connect the other end to the Aux in socket on your Bluetooth Speaker.
2. The blue LED at the top triangle corner will flash slowly.
3. Press the Play button on your external device to start playback through the Bluetooth Speaker. The blue LED will continue to flash slowly.
4. Adjust the volume level on the secondary device.

3 Other information

Helpful technical information

Technical specification

Audio output:	1W RMS
Micro USB input:	5V/500mA
Lithium battery:	300mAh
Bluetooth:	Version 4.2
Pairing name:	BUSH JN-1001A
Frequency range:	2.4GHz-2.480GHz
Profiles:	A2DP1.3/AVRCP1.4/AVDTP1.3/ AVRCP1.5
Wireless range:	Up to 10 metres (33 feet), line of sight

4 Product support

Help is always at hand

Troubleshooting

Unable to pair with a Bluetooth device?

Ensure that you are within range of the Bluetooth Speaker for Bluetooth functionality, 10 metres or less (33 feet or less).

Move the Bluetooth Speaker and Bluetooth device away from other Bluetooth devices/electrical equipment.

If possible, turn off other nearby Bluetooth devices or disable their Bluetooth functionality.

No sound

Adjust the volume on the connected device.

Your Bluetooth Speaker may need to be recharged.

Help and assistance

If you require any technical guidance or find that your Bluetooth Speaker is not operating as intended, a simple solution can often be found in the Troubleshooting section of these instructions or online at

www.bush-support.com

If you still require further assistance, call one of our experts on

0345 600 3021*

Local call rates applies*

Lines open 8am-7pm Monday to Saturday and 10am-4pm Sunday.

*Calls to Argos enquiry lines may attract a charge and set up fee from residential lines depending on your call plan/tariff. Mobile and other providers costs may vary, see www.bt.com/pricing for details.

For Security and training purposes, telephone calls to and from customer service centres maybe recorded and monitored. Calls from Republic of Ireland will attract international call charges.

Disposal



- This product should not be treated as normal household waste and it should be recycled. Please take it to your local council or visit www.recycle-more.co.uk.
- Batteries contain substances that may be harmful to the environment and human health. Keep out of the reach of children and seek immediate medical help if swallowed.
- Batteries should not be disposed of in the normal household waste but taken to appropriate local recycling facilities, where and when these are available.
- Never throw batteries in a fire or attempt to open the outer casing.



This product is intended for use within the UK. This equipment complies with the essential requirements of the Radio Equipment Directive 2014/53/EU.

Declaration of Conformance

Hereby, Argos Ltd, declares that this Bluetooth Speaker JN-1001A is in compliance with the essential requirements and other relevant provisions of the Radio Equipment Directive 2014/53/EU. The complete declaration of conformity can be obtained by contacting <http://www.bush-support.com/>

Your Bush Guarantee

This product is guaranteed for twelve months from the date of original purchase. Any defect that arises due to faulty materials or workmanship will be repaired free of charge (or if applicable the product will be replaced or the purchase price refunded) where possible during this period by the dealer from who you purchased the unit.

The guarantee is subject to the following provisions:

- The guarantee does not cover accidental damage, misuse, cabinet parts, knobs or consumable items.
- The product must be correctly installed and operated in accordance with the instructions contained in the manual.
- It must be used solely for domestic purposes. The guarantee will be rendered invalid if the product is re-sold or has been damaged by inexperienced repair.
- Specifications are subject to change without notice.
- Bush disclaim any liability for loss or damage arising from the breakdown of the product.
- This guarantee is in addition to and does not diminish your statutory or legal rights.

Important Data Protection Information

If you provide us with information about another person, you confirm that they have appointed you to act for them, to consent to the processing of their personal data including sensitive personal data and that you have informed them of our identity and the purposes (as set out in the Important Data Privacy notice displayed overleaf) for which their personal data will be processed.

You are entitled to ask for a copy of the information we hold about you (for which we may charge a small fee) and to have any inaccuracies in your information corrected.

For quality control and training purposes, we may monitor or record your communications with us.

If your personal details change, if you change your mind about any of your marketing preferences or if you have any queries about how we use your information, please let us know by contacting our Data Protection Officer, Domestic & General, Leicester House 17 Leicester Street, Bedworth, Warwickshire, CV12 8JP.