

In association with

St John
Ambulance




kinetik
WELLBEING

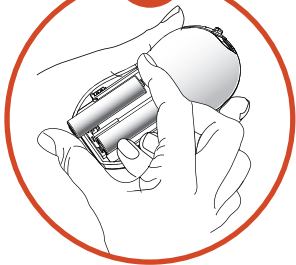
-Quick Start Guide-

NCT2

Non-Contact Thermometer

Exercise caution before using
the thermometer –
check warnings inside the manual.

1




Unpack thermometer
and
insert batteries.

2



Condition the thermometer at room temperature for 30 minutes before using device for the first time.


3

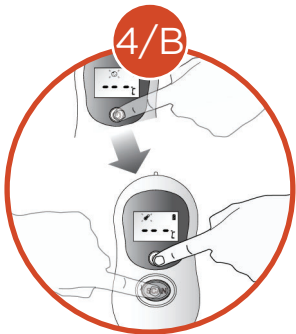


Open protective cap.

4/A



Measuring baby's
forehead temperature:
Simply press 



For measuring surfaces:
First press  .
Then
press and hold  again,
and finally press SCAN.



Measuring room temperature:
The device will automatically
enter this mode
after 60 seconds of
being turned on
with no operation.

5



Hold thermometer 1-3cm from measurement and press SCAN button. Scan is complete when a triple beep is heard. Reading will be displayed on screen.



for more information visit :
kinetikwellbeing.com