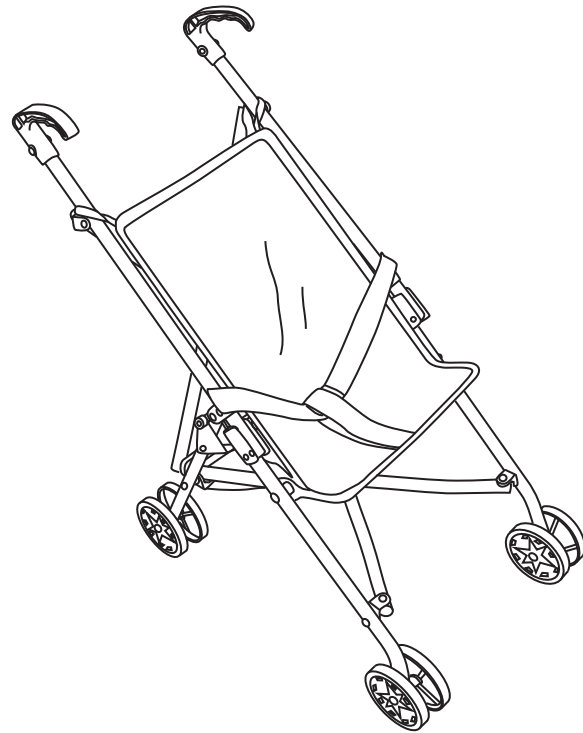


Chad Valley BTL Pushchair

Assembly & User Instructions
- Please keep for future reference

2664987
132756512



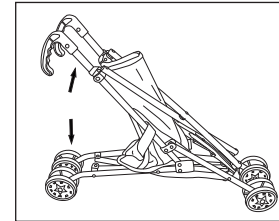
Important

Age: 3 + years

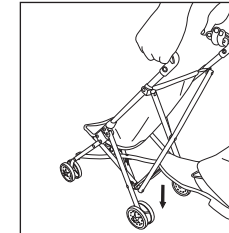
Important – Please read these instructions fully before assembly or use

These instructions contain important information which will help you get the best from your product and ensure safe and correct assembly, use and maintenance.

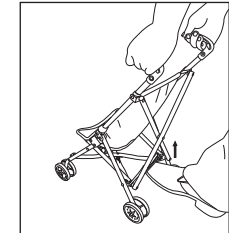
Assembly instructions



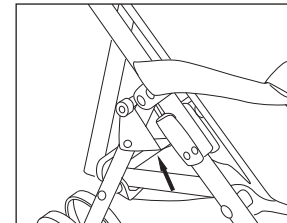
1. To Open Stroller :
Hold handle with one hand while pushing downward on frame above wheel with other hand.



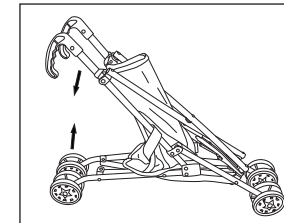
2. To Lock Stroller:
Push down on folding plastic bar. To avoid damage, do not spread handles apart.



3. To Fold Strap:
Lift up on plastic bar.



4. Release the triangle 2nd safety locks to fold up the buggy.



5. Hold handle with one hand and frame above front wheel with other hand. Pull forward to close together.

! Safety Information

Important – Please read these instructions fully before assembly or use

Warning

Keep away from fire. Adult supervision is recommended. This product is intended for the use of dolls only. Babies, children and pets must not be placed in it. Check frequently to ensure that the fabric and seams are intact and the filling materials remain inaccessible. Remove all packaging and similar attachments before giving this product to a child. Please retain all packaging for future reference. Colour and contents may vary. Assembly should be carried out by an adult to prevent the item from collapsing during use.



Not suitable for children under 3 years due to small parts, choking hazard.

All measurements are approximate. Images are for illustration only.

If you need help or have damaged or missing parts, call the **Customer Helpline**: 0345 604 0105
Produced in China for Argos Limited, 489-499 Avebury Boulevard, Millton Keynes, MK9 2NW.
Visit www.argos.co.uk/chadvalley