

Fellowes

Ergonomic solutions



Alumia™

Portable Laptop Stand

Alumia™

Portable Laptop Stand

Features:

- Elevate your laptop to a comfortable viewing position to reduce eye, neck and shoulder strain
- Six easy to adjust height settings to optimise screen positioning.
- Lightweight design, folds flat for easy storage or on the move, perfect for hybrid working.
- Nonslip pads keep laptop firmly in place.
- Open design increases air circulation to keep your laptop cool.
- Made from 93% post-consumer recycled content.
- Tested by FIRA International Ltd to comply with the ergonomic requirements set out in European Health and Safety Legislation: EN ISO 9241-5.



Specification:

Code	100138867	100138868
Colour	Silver	Black
Product Dimensions (H x W x D)	22.5 x 23.9 x 1.6 cm	
Product Weight	0.36 kg	
Retail Packaging Dimensions (H x W x D)	31.5 x 23 x 2 cm	
Retail Packaging Weight	0.50kg	
Outer Carton Dimensions (H x W x D)	33 x 24.5 x 10 cm	
Outer Carton Weight	2.31 kg	
Weight Capacity (kg)	5 kg	
Maximum Laptop Size	15" (38.1cm)	
Number of height settings	6	
Height settings	8.1 / 10 / 11.4 / 12.3 / 12.8 / 13.0 cm	
Angle Range	21 / 26.5 / 30.5 / 33.5 / 35 / 35.5°	
Features	Nonslip pads, ventilated design	
Retail Barcode (UPC)	043859808205	043859808212
Outer Carton Barcode (SCS)	10043859808202	10043859808219
Quantity per Outer Carton	4	
Country of Origin	China	
Warranty	5 year limited	

Alumia™ Portable Laptop Stand



Ergonomic viewing

Maintaining a comfortable viewing height reduces strain on your neck and eyes.



Folds flat

For easy storage or on the move, perfect for agile working.



6 height settings

Easy to adjust height settings to optimise screen positioning.



Promotes airflow

Open design to prevent laptop from overheating.

Ergonomic Working:

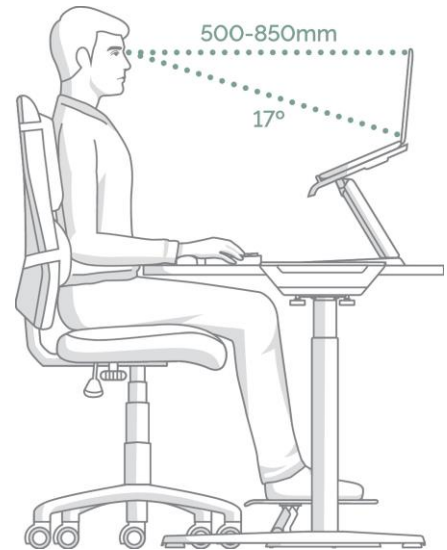


ZONE 3 RELIEVE NECK STRAIN

Achieve comfortable viewing.
Ensure your eyes are in line with
the top of your screen.

How to use a laptop riser

- 1. Arms reach:** Whether sitting or standing check that your laptop is positioned so you can touch the screen with your fingertips and that you can easily read what is on your screen without straining.
- 2. Eye level:** Adjust the laptop riser until the top of your laptop is roughly level with your eyes.
- 3. Tilt:** Tilting the screen slightly upwards can help achieve a more neutral posture and reduce glare.
- 4. Mouse & Keyboard:** Always use an external mouse and keyboard.



Certifications:

EN ISO 9241-5 1999 Ergonomic requirements for office work with visual display terminals (VDT's): part 5: 1999, workstation layout and postural requirements.



Aftercare:

Cleaning: Wipe over with a damp microfibre cloth. Do not use any cleaning solutions.

Handling & Storage: Read and follow all instructions and warnings before use. This product is intended for indoor use only.

Environmental:

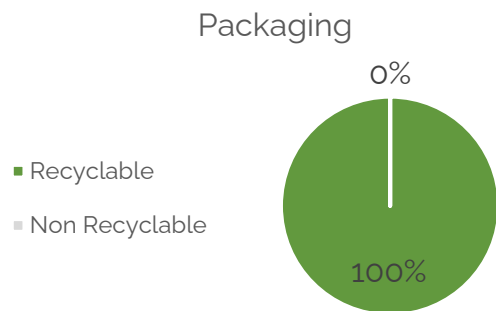
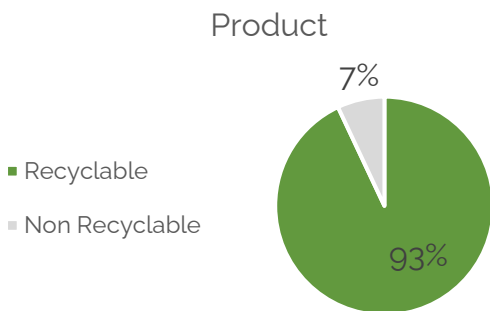
Product	Product Material Breakdown		Product Recycled Content		
	Weight (g)	Weight (%)	Pre-Consumer Recycled Content (g)	Post Consumer Recycled Content (g)	Total Recycled Content (%)
Aluminium	334	93%	-	334	100%
Silicone	24	7%	-	-	-
Steel	3	<1%	-	1	30%
Total	361	100%	-	335	93%

Packaging	Product Material Breakdown		Product Recycled Content		
	Weight (g)	Weight (%)	Pre-Consumer Recycled Content (g)	Post Consumer Recycled Content (g)	Total Recycled Content (%)
Corrugated box	112	78%	-	112	100%
Corrugated support	19	13%	-	19	100%
Paper manual	7	5%	-	5	70%
Paper wrap	6	4%	-	4	70%
Total	144	100%	-	140	97%

Pre-Consumer Recycled Content: Waste material that was created during the process of manufacturing or delivering goods prior to their delivery to consumers.

Post-Consumer Recycled Content: Waste material created by consumers. This material is diverted from landfills and utilised in the production of other commodities.

Recyclability:



Dimensional Drawings:

