

***Fellowes***

Ergonomic Solutions



Standard  
**Monitor Stand**

# Standard

## Monitor Stand

### Features:


- Raise your monitor to the correct ergonomic height to help relieve back, neck and eye strain.
- 3 stacking height adjustments to maximise viewing comfort
- Max Weight: 27kg.
- Non-skid foot rings ensure stability on any surface.
- Cable Management to keep your workspace clutter free.
- Available in black or white.
- Tested by FIRA International Ltd to comply with the ergonomic requirements set out in European Health and Safety Legislation: EN ISO 9241-5.



### Specification:

Code	9169301	91712
Colour	Black	White
Product Dimensions (H x W x D)	10 x 33.50 x 34.40 cm	
Product Weight	0.57 kg	
Retail Carton Dimensions (H x W x D)	34.40 x 34.10 x 33.70 cm	
Retail Carton Weight	0.75 kg	
Outer Carton Dimensions (H x W x D)	36 x 20.10 x 33.5 cm	
Outer Carton Weight	3.28 kg	
Number of Height Settings	3	
Height Range	5 / 7 / 11 cm	
Features	Built-in cable management	
Weight Capacity (kg)	27 kg	
Retail Barcode (UPC)	043859529735	077511917127
Outer Carton Barcode (SCS)	50043859529730	50077511917122
Quantity per Outer Carton	4	
Country of Origin	China	
Warranty	5 Year Limited	

# Standard Monitor Stand



### Ergonomic viewing

Maintaining a comfortable viewing height for your monitor reduces strain on your neck and eyes



### Height adjustable

3 height setting to achieve perfect viewing height



### Non-slip feet

Keep monitor secure with non-slip feet

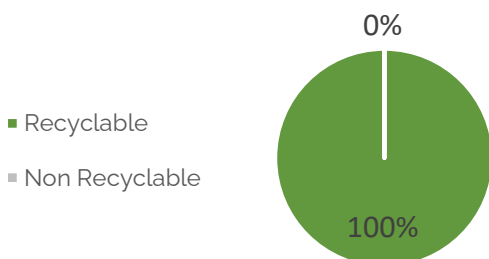


### Built-in cable management

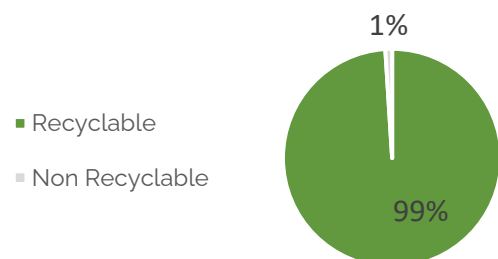
Keep workspace tidy with built-in cable management.

## Recyclability:

### Product



### Packaging



## Ergonomic Working:



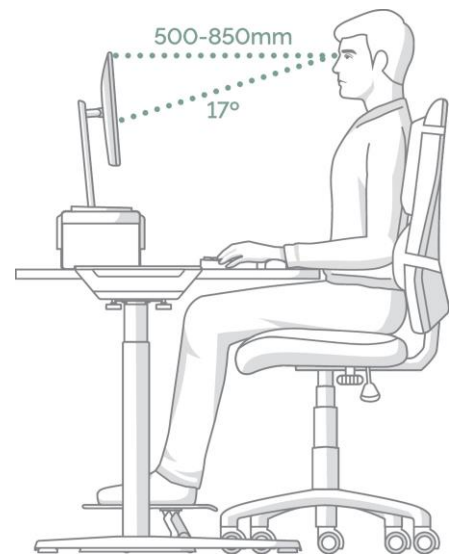
### ZONE 3 RELIEVE NECK STRAIN

Achieve comfortable viewing.  
Ensure your eyes are in line with  
the top of your screen.

#### How to use a monitor stand/riser

- 1. Adjust the height** - Whether sitting or standing adjust the monitor riser until the top of your monitor or monitors are roughly level with your eyes
- 2. Positioning** - Check that your monitor is positioned so you can touch the screen with your finger tips
- 3. Tilt** - Slightly tilting the screen upwards can also help create a more comfortable neck position

TIP. Combine with a document support or writing slope to further reduce neck and eye strain.



## Certifications:

EN ISO 9241-5 1999 Ergonomic requirements for office work with visual display terminals (VDT's): part 5: 1999, workstation layout and postural requirements.

SCS Global Services Indoor Advantage™ Gold: Indoor Air Quality Certified to SCS-105 v4.2



## Aftercare:

**Cleaning:** Wipe over with a damp microfibre cloth. Do not use any cleaning solutions.

**Handling & Storage:** Read and follow all instructions and warnings before use. This product is intended for indoor use only.

Dimensional Drawings:

---

