

HAVING TROUBLE SETTING UP?  
WE CAN HELP!

TECHNICAL SUPPORT  
QUESTIONS / SET UP / NOT WORKING?

ONLINE: STEALTHGAMING.NET/SUPPORT  
EMAIL: HELP@ABPTECH.CO.UK  
LIVE CHAT: Speak to our Support Team by clicking  
the 'Chat With Us' box over at [stealthgaming.net](https://stealthgaming.net)

MONDAY-THURSDAY 9AM to 5PM  
FRIDAY 9AM to 4PM

FR: VOUS RENCONTREZ DES DIFFICULTÉS DURANT  
L'INSTALLATION DU PRODUIT? NOUS POUVONS VOUS AIDER!  
EN LIGNE: STEALTHGAMING.NET/SUPPORT  
EMAIL: HELP@ABPTECH.CO.UK (ONL D'EXPRESSION ANGLAISE)

IT: HAI PROBLEMI DI INSTALLAZIONE? POSSIAMO AIUTARTI!  
ONLINE: STEALTHGAMING.NET/SUPPORT  
EMAIL: HELP@ABPTECH.CO.UK (ONL ANGLOFONO)

DE: PROBLEME BEIM AUFBAU? WIR HELFEN IHNEN WEITER!  
ONLINE: STEALTHGAMING.NET/SUPPORT  
E-MAIL: HELP@ABPTECH.CO.UK (ENGLISCH SPRECHENDES ONL)

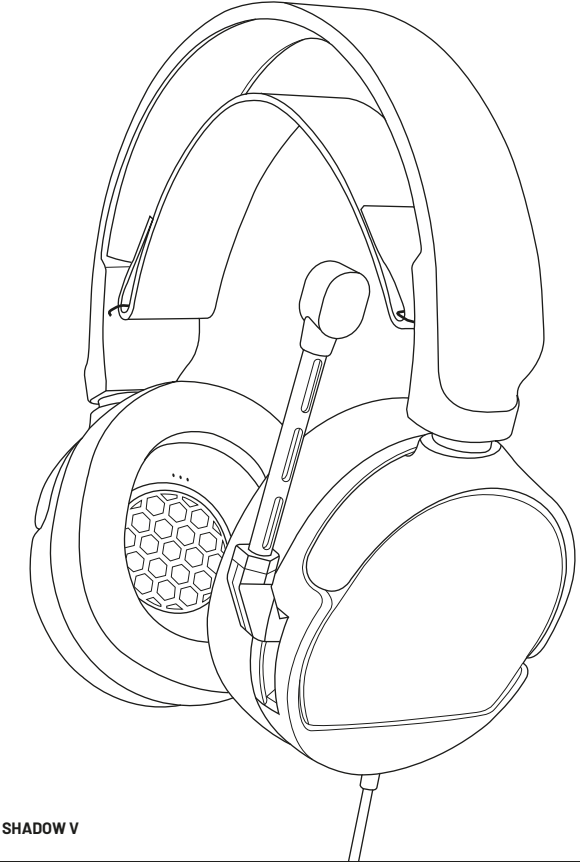
ES: ¿PROBLEMAS CON LA CONFIGURACIÓN? ¡PODEMOS AYUDARLE!  
EN LÍNEA: STEALTHGAMING.NET/SUPPORT  
CORREO ELECTRÓNICO: HELP@ABPTECH.CO.UK (ONL DE HABLA INGLESA)

NL: PROBLEMEN BIJ HET INSTELLEN? WIJ HELPEN U WEL!  
ONLINE: STEALTHGAMING.NET/SUPPORT  
E-MAIL: HELP@ABPTECH.CO.UK (ENGELSTALIGE ONL)

PT: ESTÁ A TER PROBLEMAS EM CONFIGURAR?  
ONLINE: STEALTHGAMING.NET/SUPPORT  
E-MAIL: HELP@ABPTECH.CO.UK (ATENDIMENTO APENAS EM INGLÊS)

HAPPY WITH YOUR PRODUCT?  
DON'T FORGET TO LEAVE A REVIEW ON THE RETAILER  
WEBSITE OR OUR FACEBOOK PAGE...

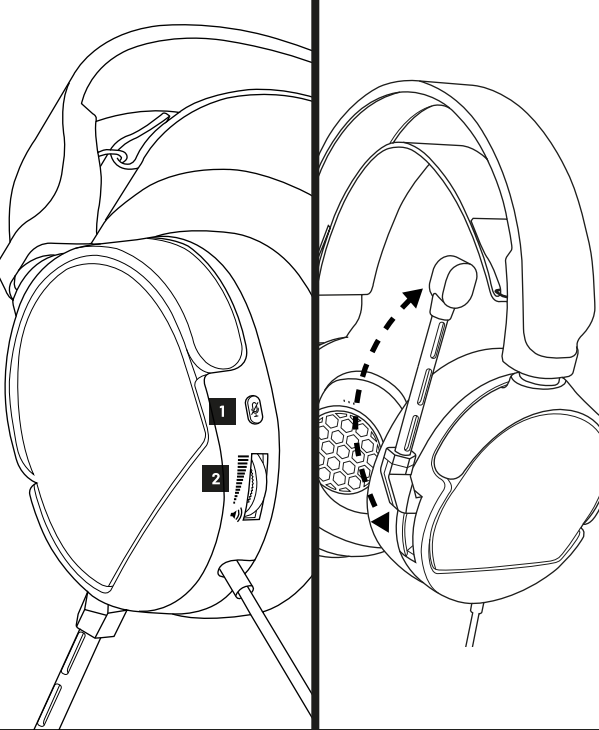
PACKAGE CONTENTS




SHADOW V

CONTROLS

1: MICROPHONE BUTTON  
PRESS IN - MICROPHONE IS ACTIVE/ON  
PRESS OUT - MICROPHONE IS MUTED  
2: MASTER VOLUME - GAME & CHAT  
NOTE: PLEASE MAKE SURE THE VOLUME IS TURNED UP AND THE MIC IS SWITCHED ON




PS5 SETUP



Refer to your PlayStation®5 system for further  
information on setting up a headset.  
Alternatively visit [STEALTHGAMING.NET](https://stealthgaming.net) and  
search **SHADOW V** for full instructions  
**STEALTHGAMING.NET/SUPPORT**  
for help and support on set-up issues  
FR: Vous trouverez davantage d'instructions  
en ligne sur [STEALTHGAMING.NET](https://stealthgaming.net)  
IT: Istruzioni online su [STEALTHGAMING.NET](https://stealthgaming.net)  
DE: Online-Anleitungen unter  
[STEALTHGAMING.NET](https://stealthgaming.net)  
ES: Las instrucciones se encuentran en  
[STEALTHGAMING.NET](https://stealthgaming.net)  
NL: U kunt de online instructies vinden  
op [STEALTHGAMING.NET](https://stealthgaming.net)


**Legal information**  
Please keep this instruction manual for future reference. If you require any help or assistance please contact the Helpline or [VISIT STEALTHGAMING.NET/SUPPORT](https://stealthgaming.net/support)

**Warranty**  
This product is guaranteed for a period of one year from the date of purchase. During this period if there is a defect due to faulty materials, or workmanship the retailer from whom you purchased it will replace it with the same or a similar model on production of your purchase receipt or proof of purchase. This guarantee does not cover defects arising from accidental damage, misuse or wear and tear, and is available only to the original purchaser of the product. This does not affect your statutory rights.

 To prevent possible hearing damage, do not listen at high volume levels for long periods.

**Precautions**  
• Ensure that the volume control is set to the minimum level before connecting the headset to your system  
• Before wearing the headset, set the volume control to its minimum level then slowly increase until you reach your desired volume level  
• Listening to your headset at its maximum level may cause damage to both the headset and your ears  
• Long term exposure to loud music or other sounds in a headset may cause hearing damage. It is best to avoid very high volume levels when using a headset, especially for extended periods


**Important Safeguards & Precautions**  
• Never expose to direct sunlight or wet weather conditions  
• Do not expose the unit to splashing, dripping, rain or moisture. Do not immerse in liquid  
• Do not expose to dust, high humidity, high temperatures or mechanical shock  
• Avoid any unnecessary strain of the cable  
• Do not carry the headset by its cable  
• Do not use if the equipment is damaged  
• Do not disassemble; there are no serviceable parts inside  
• For external cleaning, use a soft, clean, damp cloth only. Use of detergents may damage the cabinet finish and leak inside


**Recycling**  
 Where you see this symbol on any of our electrical products, batteries or packaging, it indicates that the relevant electrical product or battery should not be disposed of as general household waste in the EU or Turkey. To ensure the correct waste treatment of the product and battery, please dispose of them in accordance with any applicable local laws or requirements for disposal of electrical equipment/batteries. In so doing, you will help to conserve natural resources and improve standards of environmental protection in treatment and disposal of electrical waste.

The recycling and processing of Waste Electrical and Electronic Equipment will make a significant contribution towards helping protect the environment by reducing landfill waste.

Not recommended for children under 6 years of age.

**MADE IN CHINA**

 **Marking of this symbol indicates this product has been tested and is compliant with the EMC Directive of the European Union 2014/30/EU.**



Not recommended for children under 6 years of age. Please retain this packaging for future reference. Due to the company's policy of constant improvement and technical refinement, the company reserve the right to alter the specification. This product is not sponsored or approved by Sony PlayStation. PS® is a registered trademark of Sony Interactive Entertainment Inc. Manufactured by ABP Technology Ltd. Bolton, BL2 1BX. MADE IN CHINA.

**STEALTH** for / pour **PS5**

**SHADOW V**  
**QUICK START GUIDE**  
GUIDE DE DÉMARRAGE RAPIDE

**STEALTHGAMING.NET/SUPPORT**  
F: [STEALTHGAMING.NET](https://stealthgaming.net) / T: @STEALTHGAMENET / I: [STEALTHGAMING.NET](https://stealthgaming.net)