



INSTRUCTIONS

40M 4 ARM ROTARY AIRER

All ADDIS rotary airers are made from fully painted steel which protects the airers from elements of the weather. All use an easy to use umbrella mechanism and come complete with ground socket to install into the ground with concrete or soil.


An additional ground socket for your ailer may also be useful for changing the location of the ailer to capture optimum sunlight during drying.

How to use

Once your ground socket is in place and ready to use place the base pole into the socket then proceed to place the ailer on top of the bottom pole. Carefully open the arms to release the cord and raise the ailer by gently pushing the middle hand grip in an upwards direction securing the hand grip in place according to the desired height and tension.

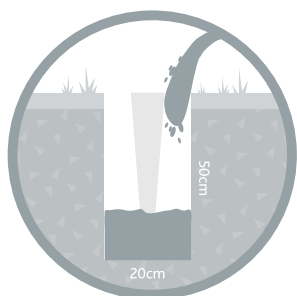
When not in use

Fold down the ailer and tightly wrap around the supplied line tidy strap. This will keep the ailer folded and secure



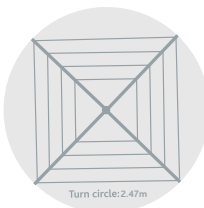
Installation directly into the ground

Place the ground socket in a vertical positioning, maintaining this position at all times. We strongly advise using a flat block of wood to hammer the socket into the ground with a mallet. This will protect the socket and maintain its shape.



Installation into concrete

Dig a hole around 50cm deep and 20cm square. Fill in part of the hole with your concrete mix and place the ground socket vertically in the centre. Continue to pour the rest of the concrete into the hole, ensuring the ground socket is held in an upright position. Allow this to set for around 48 hours before use.



You should ensure that a suitable location for the ailer is established making sure the rotary has room to rotate freely once the arms are fully extended.



ADDIS Housewares Limited guarantees each new ailer product against all defects in materials or workmanship for a period of five years from the date of purchase, and agrees to repair or replace any defective product without charge. Valid proof of purchase is required. If you encounter a problem, please contact ADDIS directly on 0800 515 300.

IMPORTANT: This warranty does not cover damage resulting from accident, misuse, abuse or Lack of reasonable care. NO RESPONSIBILITY IS ASSUMED FOR ANY SPECIAL, INCIDENTAL OR CONSEQUENTIAL DAMAGES.



www.addis.co.uk

Safety information on the cord.

WARNING This is not a toy and children should not play near this ailer unsupervised. To avoid any danger of suffocation we suggest keeping the packaging away from small children and babies.