


DI262D



Product Family	Dishwashers
Width	60 cm
Commercial height	82 cm
Installation	Fully-integrated built-in
Kitchen panel	Not supplied
N° baskets	2
Motor	Inverter 2.0
EAN code	8017709337339



Programmes



No. of programmes	8	ECO	Yes
Washing temperatures	50, 60 °C	Mix	Yes
Soak	Yes	Self clean	Yes
Full express - 60 minutes	Yes	Intense 60°	Yes
Express 50°	Yes	Auto 50°-60°	Yes

Options



Delay timer option	Up to 24 hours, with automatic soak	Crystal option	Yes
Extreme option	Yes	Sterilise option	Yes

Baskets



Basket colour	Grey	Lower Basket	With 2 foldable racks
Basket components colour	Grey	Lower basket with anti-drip inserts	Yes
Handle	In plastic on upper and lower basket	Largest loadable dish in lower basket	31.0 cm
Upper Basket	With central fixed racks	Colour Inner Components	Blue
Height adjustment of the upper basket	On two levels (4 cm)	Cutlery basket	Yes

Largest loadable dish in upper basket 20,0 cm


Technical Features



Width (mm)	596 mm
Depth (mm)	550 mm
Display type	3 digit
Product Height (mm)	818 mm
Controls	Electronic
Display	Delayed start, Programme time indicator, Time to end indication
Programme graphics	Symbols
On/off indicator	Yes
Salt light indicator	Light
Rinse aid indicator	Light
End of cycle indicator	On display, with acoustic signal
Washing system	Standard
Water softener	With electronic setting
Turbidity sensor	Yes
Aquatest	
Flood protection system	Total Aquastop

Water supply	Single; cold/hot water max. 60°C - energysave with hot water up to 35%
Max water hardness	90°FH; 50°dH
Drying system	Natural condenser drying, with Dry Assist + automatic door opening system at the end of the cycle
Steam protection	In plastic
Tank material	Stainless steel
Filter	Stainless steel
Concealed heating element	Yes
Hinges	Self balancing, Sliding, FLEXIFIT
Min. and max. frontal panel weight	2 - 10 kg
Min. and max plinth height	40 - 175 mm
Adjustable feet	8cm, from 820 to 900mm
Additional gaskets	Yes
Back cover	Yes
Depth of dishwasher with open door (mm)	1230
Back feet adjustable from front	Yes

Performance / Energy Label



Energy Efficiency Class (Washing cycle)	D
Energy consumption [per 100 cycles, based on the eco programme]	84 kWh
Rated capacity (ps)	13
Water consumption [per cycle]	9,9 litres

Programme duration	4:00 h:min
Airborne acoustical noise emissions (spinning phase)	46 dB(A) re 1 pW
Airborne acoustical noise emission class	C
Energy efficiency Index (EEI) (Washing cycle)	49,9

Electrical Connection

Plug	(G) UK e Singapore
Connected power	1800 W
Current	10 A

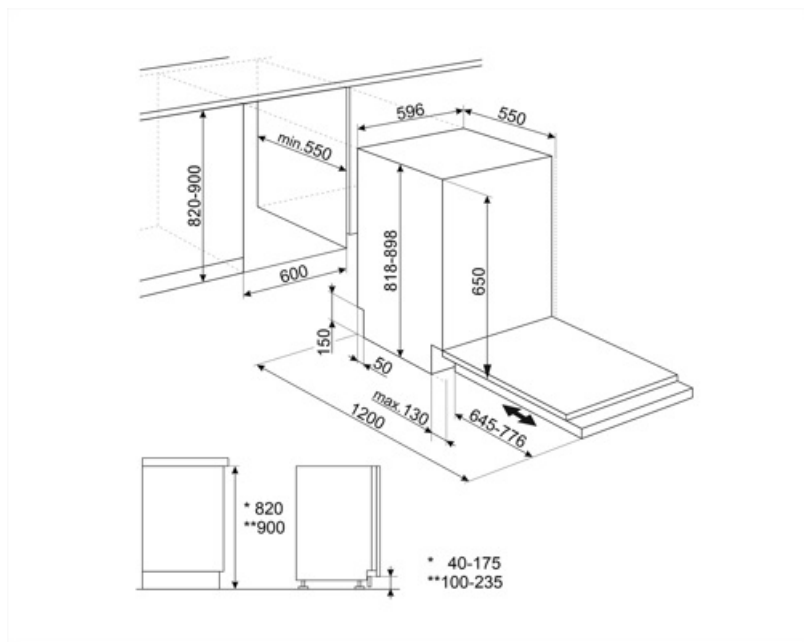
Frequency (Hz)	50 Hz
Type of connection	Single-phase

Voltage

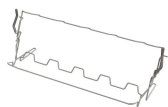
220-240 V

Power supply cable
length

140 cm



Compatible Accessories



KITGH

Kit glass holder. It has to be fitted on the first basket but only if there are foldable racks



KITPL60N

Toekick Kit in Black colour with adjustable height and deepness. Can be installed over all the fully integrated and underbench models with variable fulcrum or flexifit hinges.




KITPLV2

Kit extension for dishwasher and washing machine: length mt. 2



KITPL60B























Toekick Kit in White colour with adjustable height and deepness. Can be installed over all the fully integrated and underbench models with variable fulcrum or flexifit hinges.



KITPL60X

Toekick Kit in Stainless Steel with adjustable height and deepness. Can be fitted over all the fully integrated and underbench models with variable fulcrum or flexifit hinges.

Symbols glossary

	Aquatest measures the clarity of the water during an auto program, and automatically ensures the minimum consumption of water and energy.		Anti-drip: Some models of dishwashers are equipped with special polymer nozzles anti-drip, that improve the process of drying.
	Energy efficiency class D		COMM_HEIGHT_82_72dpi
	Delay Timer: The delay timer can postpone the start of the program by up to 24 hours.		Option which improves the washing results of the selected programme. It increases the wash temperature and duration.
	Models with new Flexi Fit hinges are able to be installed in kitchens with a plinth of just 5cms. With this new hinge design, the panel has a sliding movement from the bottom to the top, avoiding any possible interference of the panel with the plinth.		
	This option provides special care for a delicate load. It prevents rapid changes in the wash temperature of the selected programme and reduces it to 4		The work aimed at continuous improvement has allowed the creation of the second generation of the Inverter motor 2.0, characterised by greater efficiency and durability over time, which allows very high performance and a lower energy consumption and noise level.
	Noise Level: Excellent insulation and special devices keep noise to a minimum.		Noise Level: Excellent insulation and special devices keep noise to a minimum.
	Wash cycle for normally soiled mixed loads such as dishes and pans, even with dried-on residues. When this program is selected, the dishwasher recognises the type of dirt and automatically adjusts the washing parameters as appropriate.		Eco: Eco, this economic wash programme uses a low amount of water and energy in order to provide the most environmentally friendly cleaning option.
	...		...
	Programme suitable for washing and drying heavily soiled items with encrusted residues.		Normal programme: The normal programme is suitable for normal degrees of dirt for everyday use.
	...		Soak programme: The soak programme provides a rinse to prevent dirt from drying.
	The symbols show the number of plate settings of the dishwasher.		Option which provides better cleaning results by keeping the temperature between 65 and 70°C for at least 10 minutes during the last rinsing phase.



Total Acquastop: In addition to the partial Acquastop protection present in all Smeg dishwashers, some models have an electronic device fitted to the water intake hose, which monitors water levels in the machine, detects leaks in the hose and switches off the water supply immediately when necessary.



System WaterSave ensures the best washing results with minimal water consumption depending on the model of dishwasher.