


Safety and Care Advice

Product Details

Foldable Clothes Rail 7632677

IMPORTANT, RETAIN FOR FUTURE REFERENCE: READ CAREFULLY.

- Keep children and animals away from the work area, small parts could choke if swallowed.
 - Make sure you have enough space to layout the parts before starting.
 - This product has been constructed to be used in the domestic environment only and not for commercial purposes.
 - Assemble the item as close to its final position (in the same room) as possible.
 - Assemble on a soft level surface to avoid damaging the unit or your floor.
- 
- We do not recommend the use of power drill/drivers for inserting screws as this could damage the unit. Only use hand screwdrivers.
 - Parts of the assembly will be easier with 2 people.
 - Dispose of all packaging carefully and responsibly.


Care and maintenance

- Only clean using a damp cloth and mild detergent. Do not use abrasive cleaners.
- Use a dry cloth to clean the product, furniture polish is not recommended.
- From time to time check that there are no loose screws, nuts or bolts. If there are please re-tighten.
- This product should not be discarded with household waste. Take to your local authority waste disposal centre.


Additional Guidance

- Assemble all parts and bolts loosely during assembly, only once the product is complete should you fully tightened the bolts.
- Regularly check and ensure that all bolts and fittings are tightened properly.
- Maximum loading weight for Rail : 25 kgs










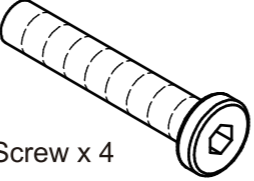

Spare Parts

-  www.argos-support.co.uk
-  Help@ClickSpares.co.uk
-  0370 112 1928

Customer Support

 0345 640 2020


Fittings

<p>A  Plastic Connector x 2</p> <p>C  L Shape Connector x 4</p> <p>E  Cap x 4</p> <p>G  Plastic End Cap x 2</p> <p>I  Castor with Stopper x 2 (Dia 40 mm)</p> <p>K  Allen Key x 1</p>	<p>B  Plastic Connector x 2</p> <p>D  Regular Castor x 2 (Dia 40 mm)</p> <p>F  Machine Screw x 4</p> <p>H  Hex Boles Screw x 4</p> <p>J  Washer x 4</p>
-------------------------------------------------------------------------------------------------------------------------------------------------------------------------------------------------------------------------------------------------------------------------------------------------------------------------------------------------------------------------------------------------------------------------------------------------------------------------------------------------------------------------------------------------------------------------------------------------------------------------------------------------------------------------------------------------------------------------------------------	-------------------------------------------------------------------------------------------------------------------------------------------------------------------------------------------------------------------------------------------------------------------------------------------------------------------------------------------------------------------------------------------------------------------------------------------------------------------------------------------------------------------------------------------------------------------------------------------------------------------------------


Hardware



1 Grey Steel Tube x 4 (Dia 1" x 0.5 x 865 mm)



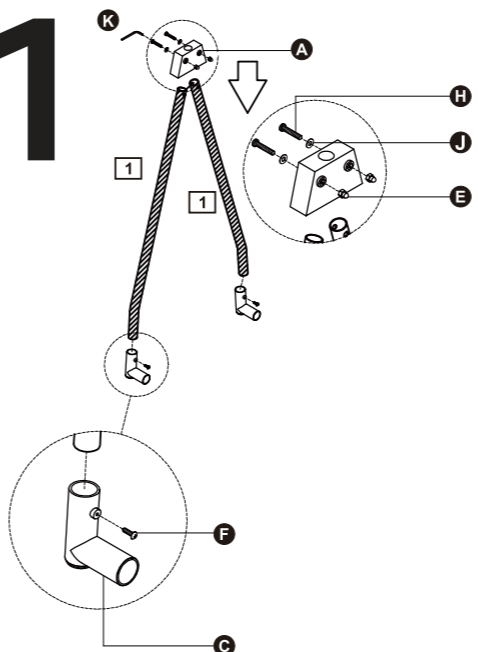
2 Grey Bottom Steel Tube x 2 (Dia 1" x 0.35 x 770 mm)





3 Upper Steel Tube x 1 (Dia 1" x 0.35 x 880 mm)


4 Steel Tube x 2 (Dia 22 x 0.35 x 780 mm)


1





A x2 


K x1 

H x4 

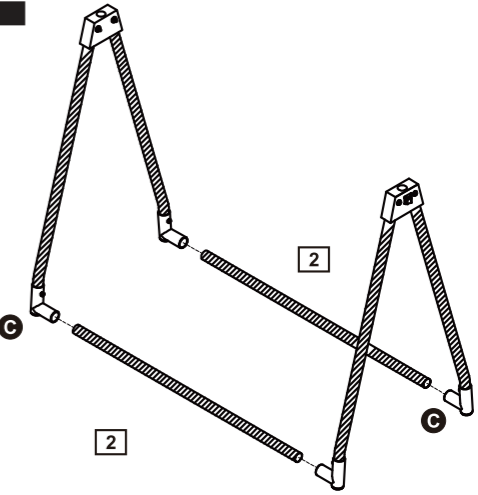
J x4 

E x4 

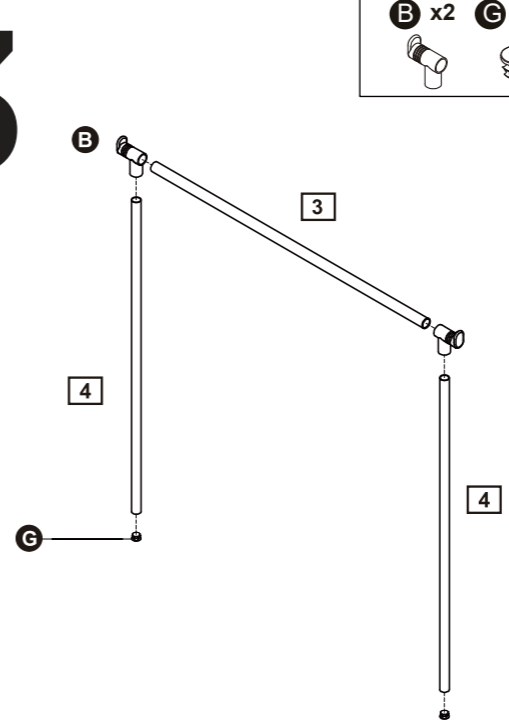
F x4 


C x4 


2



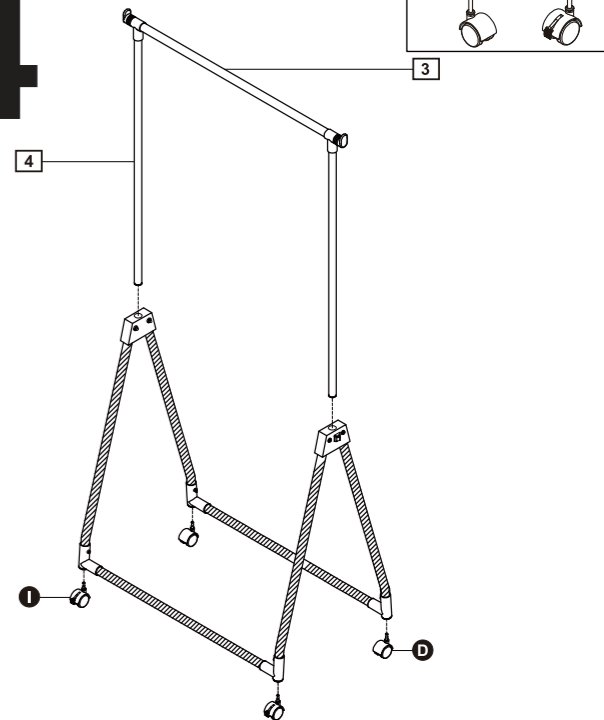
3





B x2 

G x2 

4



D x2 

I x2 

5

