



Please read all instructions carefully to familiarise yourself with your new Cord/Cordless Hair Clipper before using.

Save these instructions for further reference.

For any further assistance or information call Customer Services on
T: 01227 740066
or visit
W: www.wahl.co.uk
E: customer.services@wahl.co.uk

CORD/CORDLESS CLIPPER INSTRUCTIONS

CONTENTS






GENERAL USER INFORMATION	Page 3
IMPORTANT SAFEGUARDS	Page 4
OPERATING INSTRUCTIONS	Page 7
CLEANING & MAINTENANCE	Page 11
WIRING	Page 12
DISPOSAL	Page 13
PRODUCT REGISTRATION	Page 13
GUARANTEE	Page 14

GENERAL USER INFORMATION

Information about using the operation manual

- ▶ Before using the appliance for the first time, you must read and understand the operation manual completely.
- ▶ Consider the operation manual as part of the product and store it in a safe and accessible place.
- ▶ Include this operation manual if passing the appliance on to a third party.
- ▶ In the case of conflicts with national safety specifications or instructions, the national requirements must be followed.

Explanation of symbols and notes

-  **DANGER**
Danger of electric shock which may result in serious physical injury or death.
-  **DANGER**
Danger of explosion which may result in serious physical injury or death.
-  **WARNING**
Warning of possible physical injury or a health risk.
-  **CAUTION**
Information about danger of material damage.
-  Note with useful information and tips.
 - ▶ Action to be taken by owner.
- 1. Carry out these actions in the sequence described.
- List

Please retain this leaflet for future reference.

READ ALL INSTRUCTIONS BEFORE USING.

IMPORTANT SAFEGUARDS

When using this electrical appliance, especially when children are present, basic safety precautions should always be observed including the following.

Requirements

- ▶ This appliance can be used by children from aged 8 years and above and persons with reduced physical, sensory or mental capabilities, or lack of experience and knowledge, if they have been given supervision or instruction concerning use of the appliance in a safe way and understand the hazards involved. Children shall not play with the appliance. Cleaning and user maintenance shall not be made by children without supervision.
- ▶ Use this appliance only for its intended purpose.

Hazards

Danger: Electric shock due to damage to appliance

- ▶ Do not operate the appliance with a broken cord, plug or charger, or if the appliance malfunctions, or is dropped or damaged in anyway.
- ▶ Any servicing or repair must be performed by an authorized service representative.
- ▶ The use of attachments that are not supplied by the manufacturer may cause fire, electric shock or injury and damage to the appliance.

Danger: Electric shock due to penetration of liquid.

- ▶ To protect against risk of electrical shock, never immerse the unit or let it come into contact with water or any other liquids. Do not use the unit with wet hands. If the appliance should become wet, damp or fall in water, remove plug from mains socket immediately. Do not put your hands in the water. Do not take into bathroom.

Danger of explosion

- ▶ Never use the appliance where aerosol (spray) products are being used or where oxygen is released.
- ▶ Exhausted batteries/ rechargeable batteries

5

should not be disposed of in the household waste. Dispose of them in a completely discharged state in accordance with local legal regulations. Do not throw into fire where heat could cause them to rupture.

Warning: Injuries due to incorrect handling

- ▶ Switch off the appliance and unplug from outlet when not in use, before putting on or taking off attachments and also before cleaning the appliance.
- ▶ Never use your appliance without paying attention! Except when charging always unplug this appliance from the electricity outlet immediately after using.

Caution: Danger of product damage

- ▶ Do not wrap the cord around the appliance / charger.
- ▶ Do not use outdoors or in damp areas.
- ▶ Never carry the unit by its power cord.
- ▶ Do not drop or insert any object into any opening.

6

OPERATING INSTRUCTIONS

CHARGING BATTERY ON CLIPPER

Before the appliance is used for the first time, it should be charged for 16 - 18 hours.

1. Connect your transformer into the bottom of your clipper.
2. Plug the transformer into a compatible mains outlet.
3. Ensure that the appliance switch is in the OFF position. The appliance will only charge when it is switched off. During charging the indicator light will stay red.
4. Only recharge when the performance noticeably drops. Over charging will not damage the appliance.
5. When the battery is fully charged the appliance can be used for up to 45 minutes without mains connection.

CLEANING AND MAINTENANCE

WARNING: Do not submerge the clipper in water.

The blades are rinseable directly around the blade housing only. Blades must be removed before cleaning with water. After each use, remove the attachment combs if used and remove any remaining hair from the blades set and housings using your cleaning brush. Only wipe the appliance housing with a slightly damp cloth. Do not use solvents or scouring agents as this may cause damage.

CHANGING THE BLADE SET FOR CLIPPER


Ensure that the clipper is switched OFF.
The blade set can be removed by pressing the blades away from the clipper.
To replace your blade, place the blade set with the hook engaged

7

into the slot in the housing and press down until it clicks into place.

OILING CLIPPER BLADES


The blades of your new clipper should be oiled after every haircut. **Simply place a few drops of Wahl Clipper Oil on the blades at points A and B.** Switch the clipper on briefly (approx 10 seconds) to ensure the oil film is evenly distributed. Use only the Wahl Clipper Oil included in the pack. Due to the high speed of your Wahl Clipper, the correct type of oil must be used. Do not use hair oil, grease or any oil mixed with kerosene or any solvent, as the solvent will evaporate and leave the thick oil, slowing down the blades. Wahl Clipper Oil is a very thin, natural oil which will not evaporate and will not slow down the blades.



IMPORTANT: Do not over Oil.

8

WIRING

 **WARNING:** If the transformer is damaged it must be replaced by the manufacturers service agent or a similarly qualified person in order to avoid a hazard.
This product must only be used with the transformer supplied, Should a replacement be required contact Wahl customer services.

DISPOSAL

 **Handle with care. Environmental damage in the case of incorrect disposal.**

Correct disposal will ensure environmental protection and prevent any potentially harmful impacts on people and the environment.

Adhere to the relevant legal requirements when disposing of the appliance.

Information on the disposal of electrical and electronic appliances in the European Community:



Within the European Community, national regulations are specified for the disposal of electrical appliances, based on EU Waste Electrical and Electronic Equipment Directive 2002/96/EC (WEEE). In accordance with this, the appliance can no longer be disposed of with the local or domestic waste.

The appliance will be accepted free of charge by local collection points or recycling centres.

9

GUARANTEE

This product is guaranteed against defects in material and workmanship for a period of 3 years from the date of original purchase or receipt as a gift.

Should this product become defective during the guarantee period, return it to the store of purchase together with your proof of purchase for repair or replacement.

Alternatively within the guarantee period you can return the product to Wahl (UK) Ltd who will repair any such defect or elect to replace the product or any part of it, without charge, provided that there is proof of purchase. Should a replacement be offered this will not extend the original guarantee period.

The guarantee becomes invalid in the case of misuse, alteration or repair by unauthorised persons.

This guarantee does not include blades, cables, shaver heads, foils and cutters etc which are consumable parts.

This product is designed for domestic use only and use within a professional environment will invalidate the guarantee.

This guarantee in no way affects your rights under statutory law in the United Kingdom.

11

PRODUCT REGISTRATION

Wahl are constantly developing and launching new products in the UK. We would like to understand your product needs and expectations and we value any comments you may have. As part of Wahl Customer Services, we are offering you the chance to be kept up to date with the latest product launches, innovations and special offers. Please take a minute to register your product online at www.wahl.co.uk.

10

WAHL (UK) LIMITED
HERNE BAY TRADE PARK
SEA STREET
HERNE BAY
KENT
CT6 8JZ.

CUSTOMER SERVICES T: 01227 740066
www.wahl.co.uk

Form No. 58930-001 Rev1 04-14