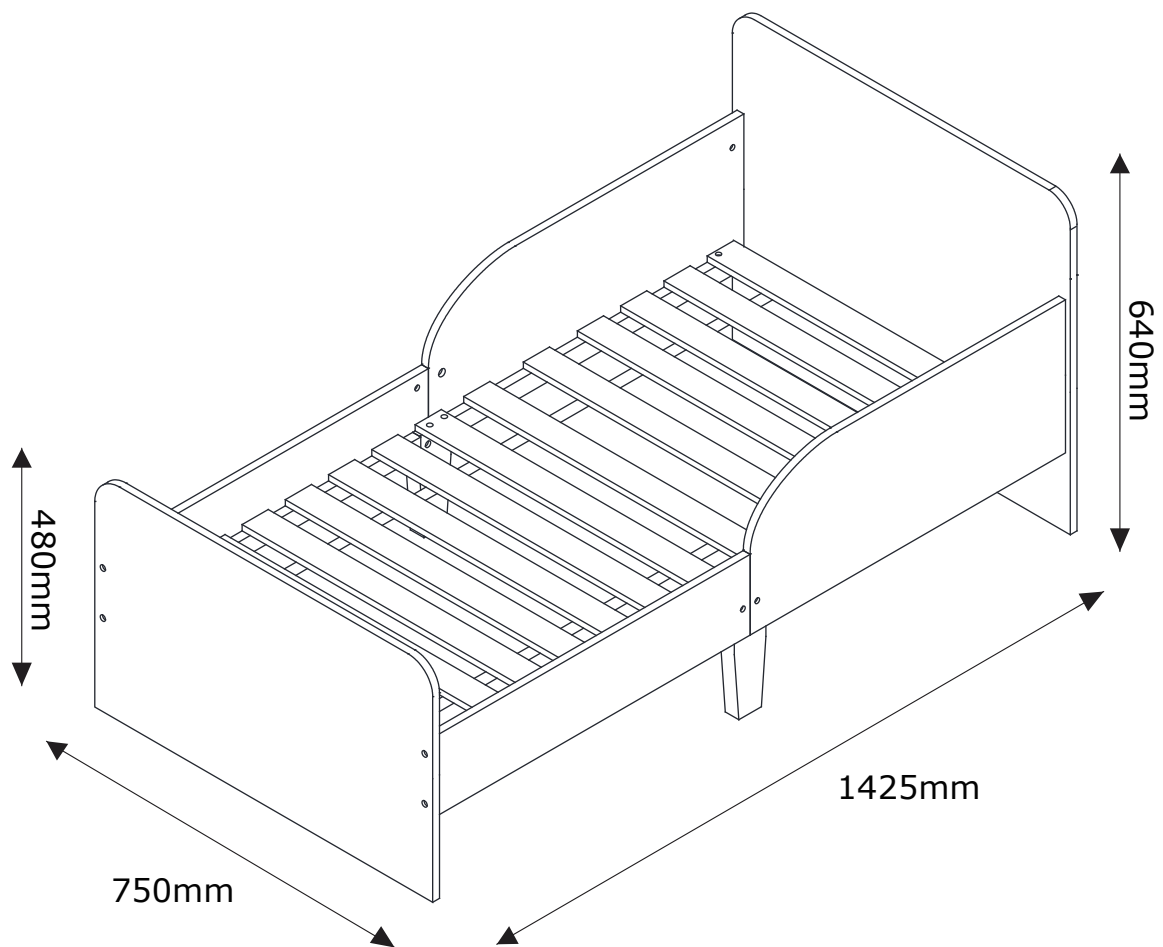


Assembly Instructions

Bluey Toddler Bed - No Drawers

521445-08-01



IMPORTANT!

READ CAREFULLY AND KEEP FOR FUTURE REFERENCE

Assembly to be carried out by a competent adult only.

During assembly children should be kept away from the product due to the possible risk of injury.

Assemble the furniture on a soft level surface to avoid damaging the product or your floor.

We recommend furniture be assembled near where they will be placed, to avoid moving the product unnecessarily once assembled.

If there is a need to move the furniture, please remove all loose items and have extra hands to help lift the furniture to the desired location. Dragging the furniture will damage both the furniture and the floor.

Ensure that fingers and legs are clear of all adjustments when adjusting this product.

Regularly check and re-tighten (if necessary) all bolts on furniture that you have assembled yourself.

This product is suitable for children in the age range 18 months to 4 years.

Maximum weight allowed on product: 60kg.

Tools Required



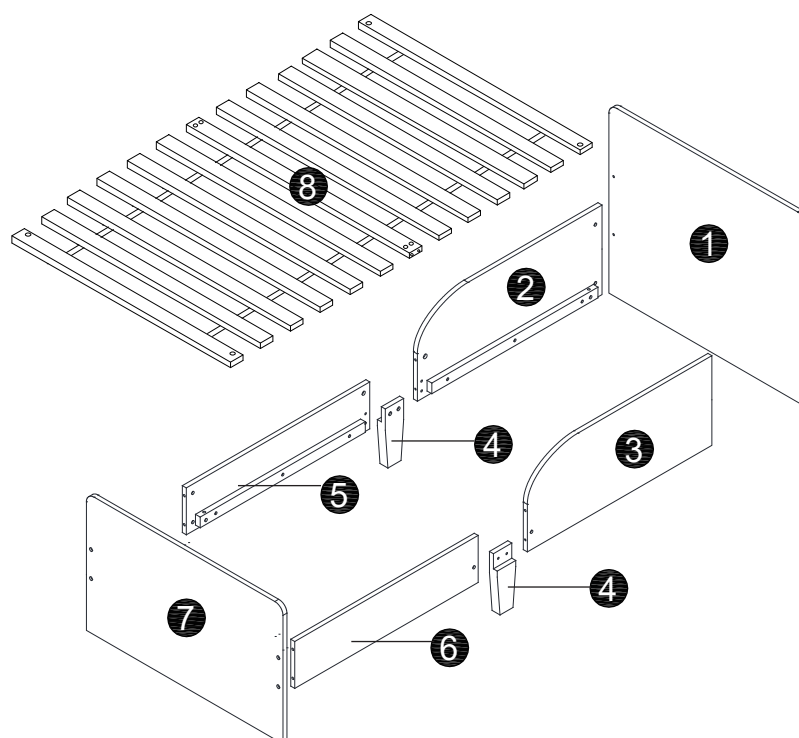

Care and Maintenance of your Furniture

Avoid placing hot items directly onto the surface unless using a thick insulation material such as placemats or coasters. Heat may lead to discolouration or other damage to the surface of the product.



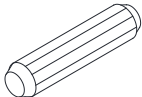




Use a soft cloth that has been dampened in water to clean the surface of this product. Do not use abrasive cleaners, furniture wax or polish on the surface of this product, as it may damage the surface.

CAUTION: FREQUENT EXPOSURE TO DIRECT SUNLIGHT OR SIMILAR SOURCES MAY CAUSE THE SURFACE TO DISCOLOUR OR FADE.

PARTS LIST



HARDWARE LIST

<p>A x 12</p>  <p>M6 x 45 mm</p>	<p>B x 18</p>  <p>M10 x 10 mm</p>	<p>C x 2</p>  <p>M6 x 40 mm</p>	<p>D x 4</p>  <p>M6 x 20 mm</p>
<p>E x 2</p>  <p>M6 x 38 mm</p>	<p>F x 2</p>  <p>M12x 10mm</p>	<p>G x 4</p>  <p>M6 x 40mm</p>	

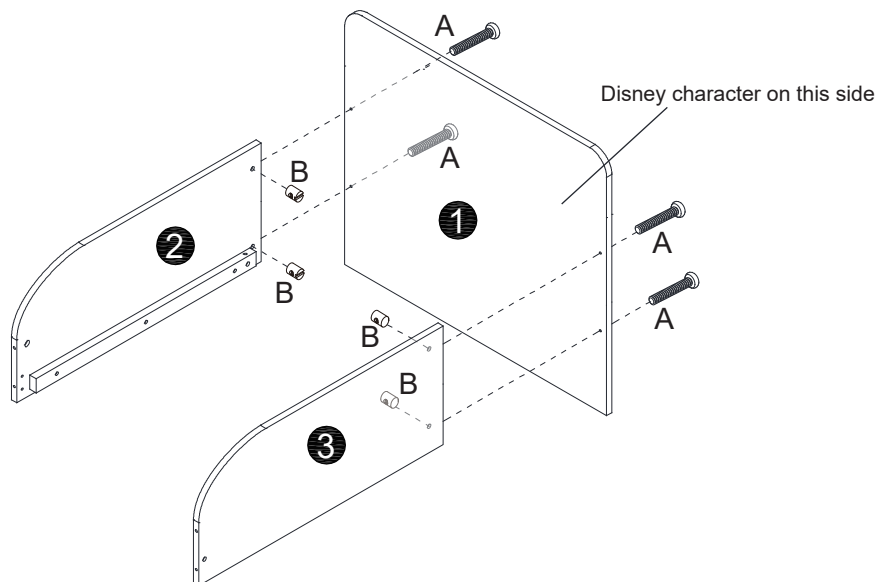

1




A x 4



B x 4



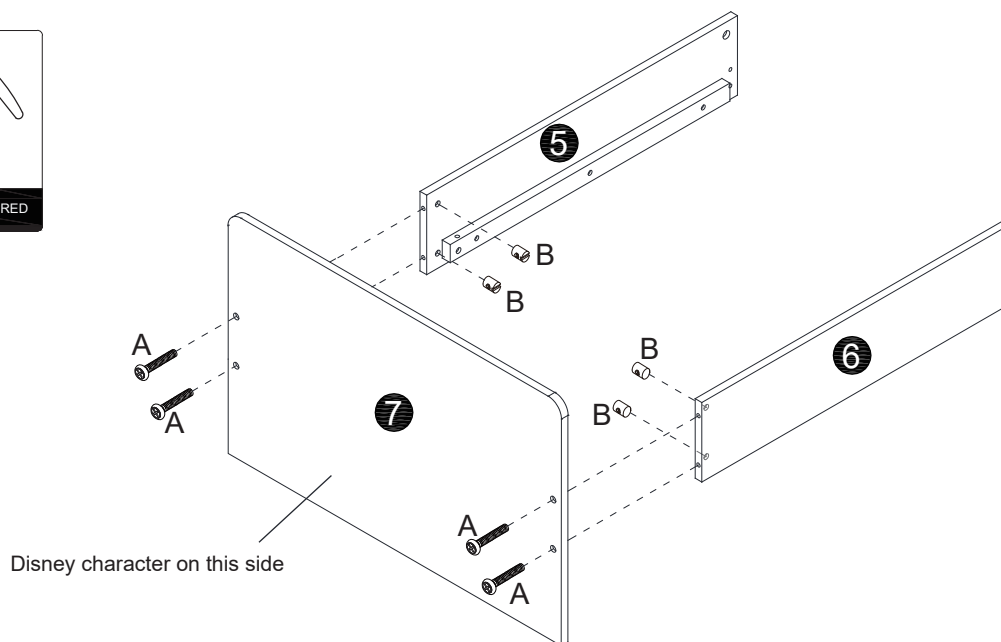
2



A x 4



B x 4



3



B x 2



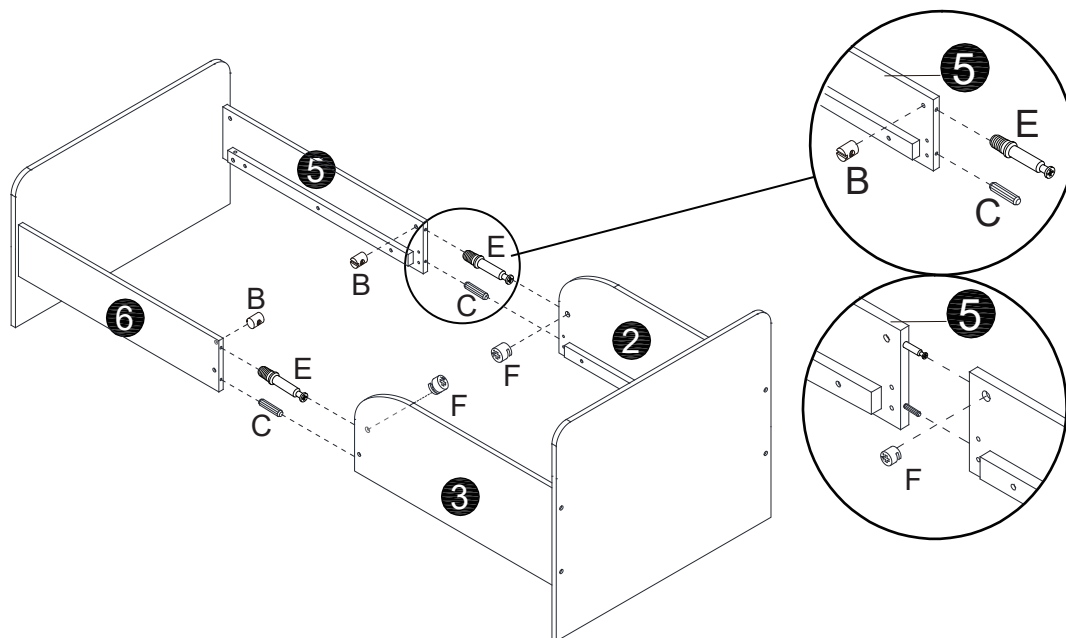


C x 2



E x 2



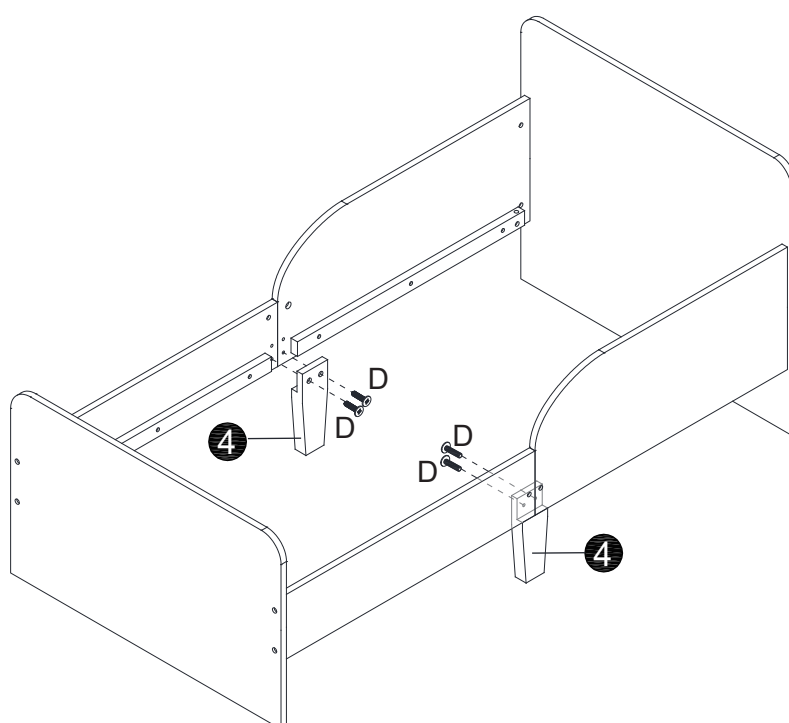
F x 2



4



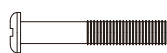
D x 4



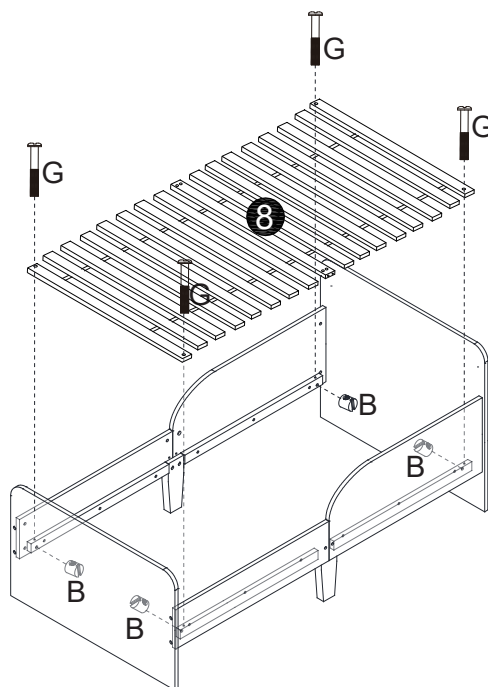

5



B x 4



G x 4



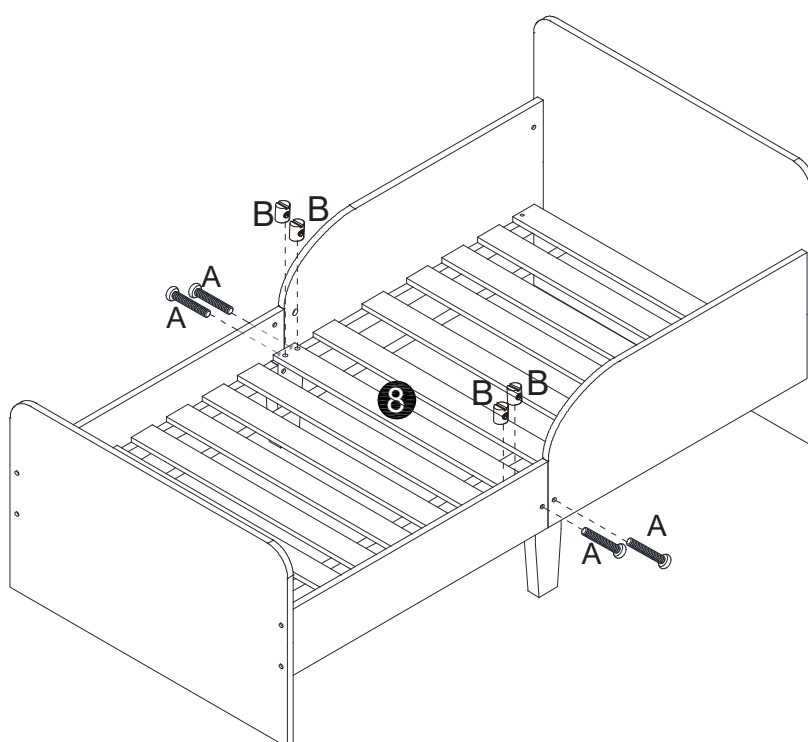


6



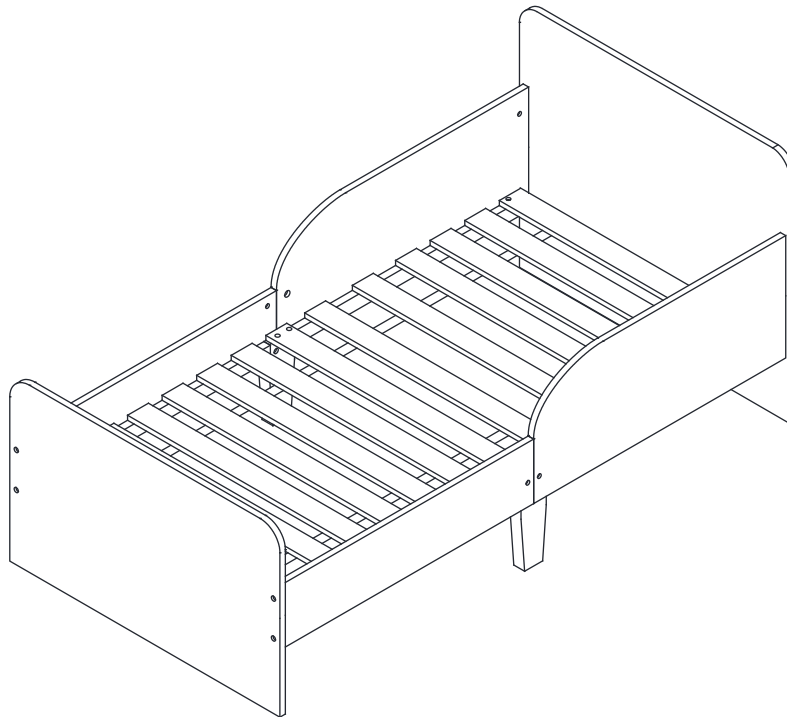
A x 4



B x 4



7



WARNING!

- DO NOT place this product near a window as it can be used as a step by the child and cause the child to fall out of the window.
- Be aware of the risk of open fires and other sources of strong heat in the vicinity of the product.
- DO NOT place this product near a window where cords from blinds or curtains could strangle a child.
- A recommendation that any additional or replacement parts are obtained from the manufacturer or distributor.
- DO NOT use the product if any part is broken, torn or missing.
- Children are likely to play, bounce, jump and climb on beds, therefore the child's bed should not be placed too close to other furniture or windows, blind cords, curtain pulls or other strings or cords, and should be placed either tight to any wall or have gap of 300mm between the wall and the side of the bed.
- Use mattress which is 140cm long and 70cm wide on the bed.
- The child's bed conforms to BS8509:2008 + A1:2011.
- The bed is designed to be dismantled for storage and transportation.

Sourcebynet UK Limited
Unit 8, Nine Bridges, Vanguard Way,
Battlefield Enterprise Park, Shrewsbury,
SY1 3TG, UK