

MINI EVENT SHELTER

747/8329



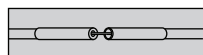
A x2 Black fiberglass poles



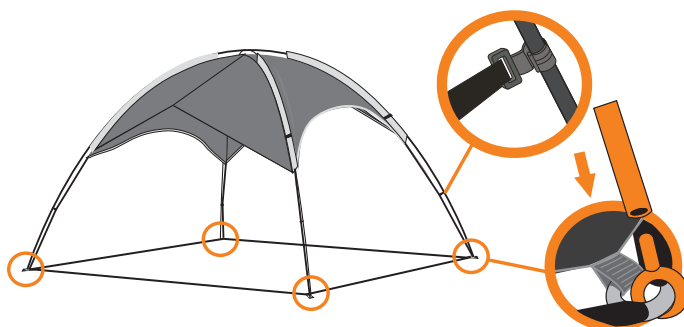
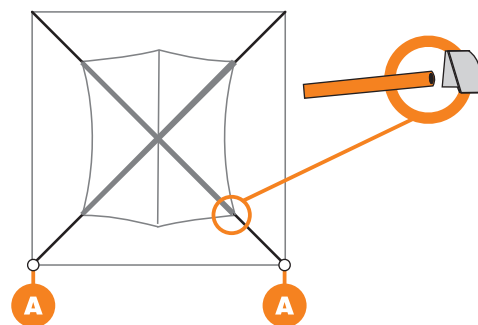
B x1 Black fiberglass pole with end Green band



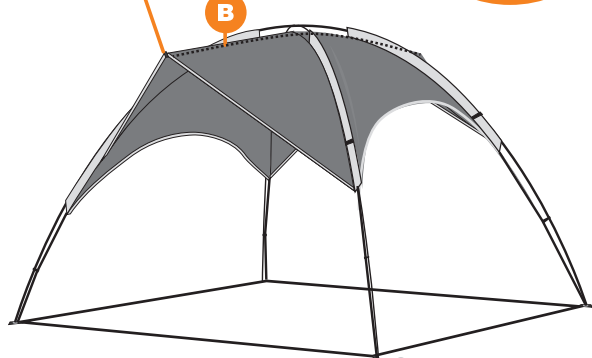
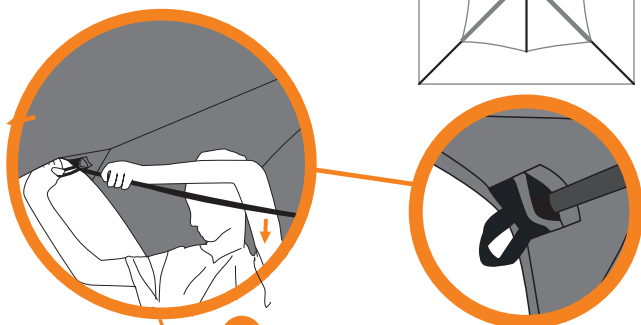
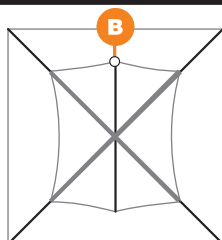
C x8



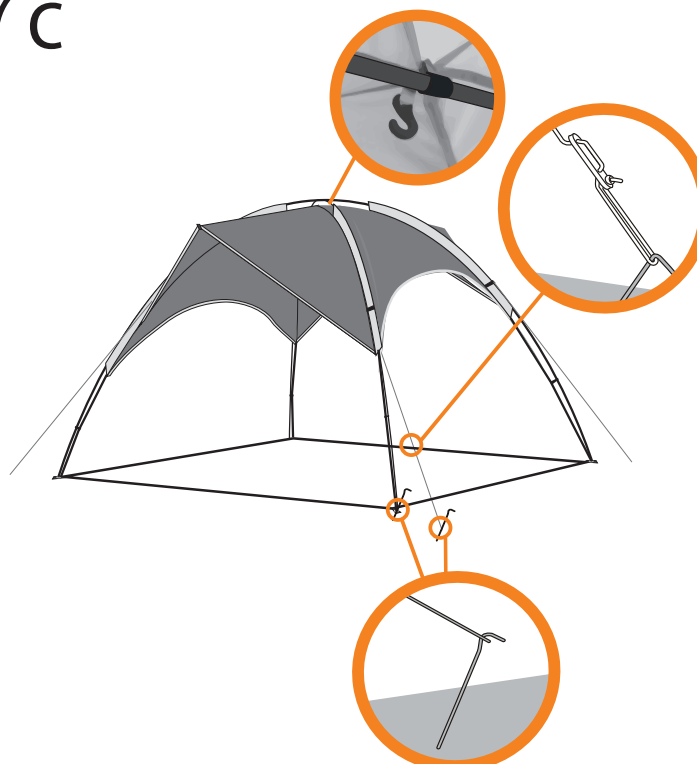
A



B



C



Tips and Guideline

- It would be useful to ask someone to help you.
- Make sure that the ground is as level as possible and is free from stones and sharp objects as these can puncture the groundsheet.
- Ensure zips are closed before pitching.
- Take note of the order you unpack the contents of the tent bag and the way the tent is folded.
- This will help in the repacking.
- In case of damage to any of the tent poles we have included spare poles and connectors.
- Tents are prone to internal condensation when the air inside is warmer than outside, avoid this by keeping the tent wall ventilated.

Argos Help line:
0345 640 0800
ADDRESS: 489-499 Avebury
Boulevard, Milton Keynes MK92NW