

In association with

St John
Ambulance




kinetik
WELLBEING

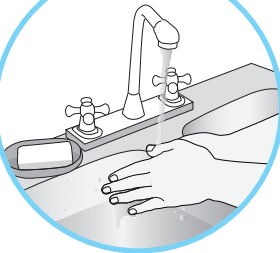
-Quick Start Guide-

NB-222C

Compressor
Nebuliser

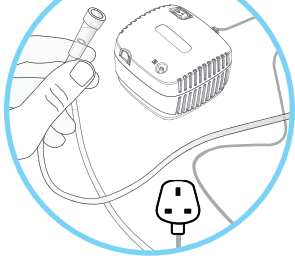


1



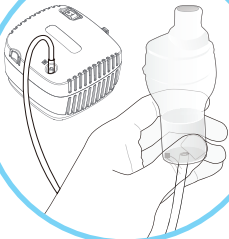
Wash hands with
soap and water.
Dry with towel
or tissue.

2



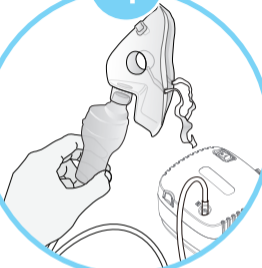
Assemble nebulizer,
ensuring to plug in
and insert the air tube
into machine.

3



Fill medicine cup with prescribed medication, and attach tube to medicine cup.

4



Attach tube
and
mask/mouthpiece
to medicine cup.

5/A




If using mask -
place mask tightly
over the mouth
and nose.

5/B



If using mouthpiece -
place the mouthpiece
between the teeth
and close lips
around it.

6



Press ON/OFF
to start treatment.
Inhale medication
slowly and deeply until
nebulizer cup is empty.



for more information visit :
kinetikwellbeing.com