


成品尺寸：142X210mm 单黑 骑钉 8P

BUSH

Instruction manual.

9 INCH CHROME TILT
DESK FAN
Model number TX-9F



Please read the instructions fully before use.

BUSH

210.00 mm

142.00 mm



Safety information important- please read the instructions fully before operating.

For household and indoor use only.

3100M This appliance must be used for its intended purpose only and operated as instructed in this user manual.

- Use only the voltage specified on the rating plate of the appliance.
- Do not connect the appliance to the mains voltage until completely assembled and adjusted.
- This appliance can be used by children aged 8 years and above and persons with reduced physical, sensory, or mental capabilities or lack of experience and knowledge if they have been given supervision or instruction concerning use of the appliance in a safe way and understand the hazards involved. Children shall not play with the appliance. Cleaning and user maintenance shall not be made by children without supervision.
- Children should be supervised to ensure they do not play with the appliance.
- To protect against electrical shock do not immerse cord, plugs, or the main body in water or other liquids.
- Check the appliance before each use for signs of wear or damage. If damaged, discontinue from use immediately and do not use until the appliance has been inspected and approved for use by a qualified service person.
- The product is not to be used if it has been dropped or there are visible signs of damage.
- If the supply cord is damaged, it must be replaced by the manufacturer, its service agent, or a similarly qualified person in order to avoid hazard.
- Never attempt repairs yourself. Repairs to electrical appliances should only be performed by a qualified electrician. Improper repairs may place the user at serious risk and will invalidate the guarantee, take the appliance to a qualified repair agent.
- This appliance is designed for indoor; household use only.

3M Do not insert fingers or other objects into the fan during use, this can cause personal injury and damage.

- Unplug the appliance when not in use, when moving the appliance and before cleaning.
- Do not place the appliance on an unsteady surface.
- Keep away from open flames such as lit candles, open fires, cooking, and other heating appliances.
- Do not operate the fan in the presence of explosive and/or flammable fumes.
- Do not place the fan or any parts near an open flame, cooking, or other heating appliance.
- Do not hang or mount fan on a wall or ceiling.
- Do not operate if the fan housing is damaged.
- Do not allow fan to be directed onto children, the elderly or infirm for a long period of time.
- Do not use the fan in areas of high humidity, very dusty, or in temperatures higher than 40°C.
- Do not use the fan near an open window as rain may cause an electric shock hazard.

Before using your desk fan.

Make sure you have read and fully Understood the safety instructions before operating the fan .

- Choose a safe, horizontal, stable surface to place your desk fan and position the power cord so not to create a trip hazard.
- Plug the power cord into a suitable power socket.

ON/OFF speed selection.

Turn the speed control dial clockwise to switch the fan ON. Turn the dial anticlockwise back to (0) to switch the fan off.



- (I) LOW power
- (II) MEDIUM power
- (III) HIGH power

Adjusting the angle.

The head of the fan can be adjusted up or down. To do this, loosen the tilt adjusting screw at the sides of the fan, adjust the fan to the desired angle, then tighten the tilt adjusting screw.

Care and Maintenance.

The fan requires little maintenance and contains no serviceable parts. Do not attempt to dismantle the fan motor body yourself. The fan is permanently lubricated and will not require additional lubrication.

- Always turn off and unplug the fan from the mains supply before cleaning.
- Use only a soft slightly damp cloth followed by a dry cloth, to gently wipe the outer surfaces on the fan to clean.
- Do not try to remove the fan grill. To clean between the bars, it is recommended using a vacuum cleaner or compressed air to gently remove the dust.

Storage.

- When not in use, clean the fan before storing away in the original or similar sized box.
- Store the fan in a safe, clean, and dry place, away from direct sunlight and out of reach of children.

Technical Specifications.

BUSH 9 inch chrome tilt desk fan	Symbol	Value	Unit
Model number	--	TX-9F	--
Rating	--	220-240	VAC
Insulation class	--	CLASS II	--
Maximum flow rate	F	17,31	m ³ /min
Fan power input	P	28,20	W
Service value	SV	0,61	(m ³ /min)W
Standby consumption	P _{SB}	--	W
Fan sound power level	L _{WA}	55,35	dB(A)
Maximum air velocity	C	3,66	Meters/sec
Seasonal electricity consumption	Q	9,02	kWh/a
Measurement standard for service value	EN IEC 60879: 2019		
Bush Careline	Customer helpline 0345 604 0105		

Recycling electrical products.



You should now recycle your waste electrical goods and in doing so help the environment. This symbol means an electrical product should not be disposed of with normal household waste. Please ensure it is taken to a suitable facility for disposal. Visit www.recycle-more.co.uk, click on "bank locator" and enter your postcode to find your nearest recycling site.

Plug and wiring advice.

The wires in this mains lead are coloured in accordance with the following UK electrical code:

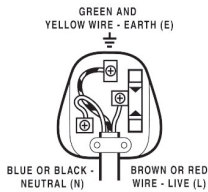
BLUE = NEUTRAL
BROWN = LIVE
GREEN + YELLOW = EARTH

Non-rewireable plug

This appliance may be fitted with a “non-rewireable” plug. If you need to change the fuse in a “non-rewireable” plug, the fuse cover must be refitted. If the fuse cover is lost or damaged, the appliance must not be used.


Rewireable plug.

The colours of the wires in the mains lead of this appliance may not correspond with the coloured markings identifying the terminals in a rewireable plug. **Rewireable plugs should only be replaced by a suitably competent person. If in doubt, consult a qualified electrician.**



The BLUE wire must be connected to the terminal marked with the letter N

The BROWN wire must be connected to the terminal marked with the letter L

The GREEN & YELLOW wire must be connecting to the terminal marked with the letter E or the earth symbol 



Product support

Help and assistance

If you require any technical guidance or find that your fan is not operating as intended, a simple solution can often be found in the Troubleshooting section of these instructions or online at www.bush-support.com

If you still require further assistance, call one of our experts on 0345 604 0105*. To help give us give you a fast and efficient service please have the following information ready:

Model Ref.	<input type="text" value="TX-9F"/>
Serial number	<input type="text" value="N/A"/>
Date of purchase	<input type="text"/>

You can find these on the rating plate - a small information panel (usually a sticker or metal plate) on the rear of your product.

Local call rates apply*

Lines open 8am-7pm Monday to Saturday and 10am-4pm Sunday.

*Calls to Bush enquiry lines may attract a charge and set up fee from residential lines depending on your call plan/tariff. Mobile and other providers costs may vary, see www.bt.com/pricing for details.

For security and training purposes, telephone calls to and from customer service centres may be recorded and monitored. Calls from Republic of Ireland will attract international call charges.

section of these instructions, or online at www.bush-support.com If you still require further assistance, call one of our experts on 0345 604 0105

Product support

Help is always at hand



Call us now and register your 12 month guarantee

Thank you for choosing Bush. Your new product is guaranteed against faults and breakdowns for 12 months. Don't forget to register it with us today so we can provide you with our best possible after-sales service and useful updates.

www.bushregistration.co.uk

FREEPHONE*

0800 597 8548

Lines are open 8am - 8pm, 365 days a year. *Calls may be recorded and monitored.

Your Bush Guarantee

This product is guaranteed for twelve months from the date of original purchase. Any defect that arises due to faulty materials or workmanship will be repaired free of charge (or if applicable the product will be replaced or the purchase price refunded) where possible during this period by the dealer from who you purchased the unit.

The guarantee is subject to the following provisions:

- The guarantee does not cover accidental damage, misuse, cabinet parts, knobs or consumable items.
- The product must be correctly installed and operated in accordance with the instructions contained in the manual.
- It must be used solely for domestic purposes. The guarantee will be rendered invalid if the product is re-sold or has been damaged by inexpert repair.
- Specifications are subject to change without notice.
- Bush disclaim any liability for loss or damage arising from the breakdown of the product.
- This guarantee is in addition to and does not diminish your statutory or legal rights.

Important Data Protection Information

To find out how we and Domestic & General Insurance Plc use your data please refer to the guarantee registration material or visit www.bushregistrations.co.uk.

Guarantor: Argos limited, sainsbury's supermarkets Ltd, London, EC1M 6HA, UK. Argos (N.1.) Ltd and sainsbury's (NI) Ltd, Forestside Shopping Centre, Upper Galwally, Belfast, BT8 6FX,UK.



