7097487 - Pet Carrier

Assembly Instructions



Dimensions
Width - 32cm
Depth - 48.3cm
Height - 25.4cm

⚠ Safety and Care Advice

I. Safety Warnings

- **Read all instructions before use.**
- **Ensure all screws and nuts are tightened securely before each use.**
- **Ensure the door is securely locked during transport.**
- **For non-aggressive domestic pets only.**
- **Remove collars, ID tags, and leashes before placing your pet inside.**
- **Do not allow children to play in or around the carrier.**
- **Do not leave your pet unattended in the carrier for extended periods.**

II. Care and Maintenance

Cleaning: Wipe clean with a damp cloth and mild detergent. Do not use bleach or abrasive products.
Inspection: Periodically check for loose screws or damaged parts. Do not use if any parts are broken or missing.

III. Usage Tips

- **Allow your pet time to acclimate to the carrier before travel.**
- **Place a soft blanket or bedding inside for comfort.**
- **Do not expose the carrier to extreme temperatures.**
- Always place the carrier on a flat, stable surface.

If you have damaged or missing components, call the
Customer Helpline: Argos = 0345 640 2020

Argos Limited, London, EC1M 6HA, UK.
Argos (N.I.) Ltd, Forestside Shopping Centre, Upper Galwally, Belfast, BT8 6FX, UK.

7097487 - Pet Carrier

Assembly Instructions

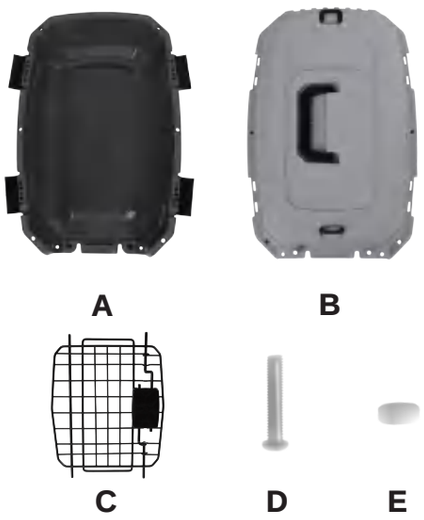

A. Carrier bottom (1x)
B. Carrier top (1x)
C. Door (1x)
D. Screws (6x)
E. Nuts (6x)

Assembly Instructions:

1.



2.



3.

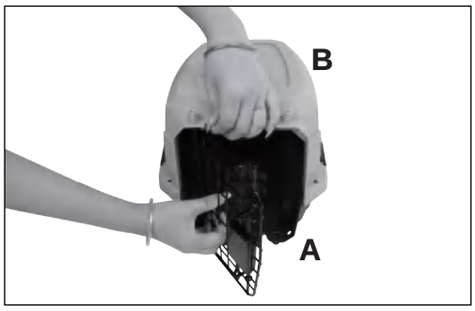

4.



5.

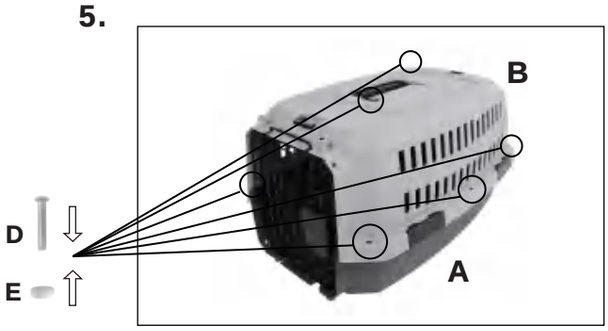

6.

