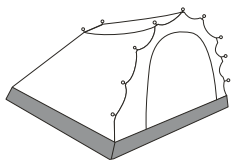
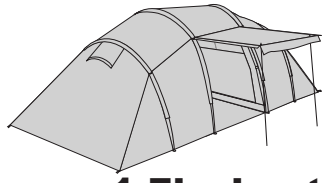


601/7358

# Pro.Action 6 Man Tent

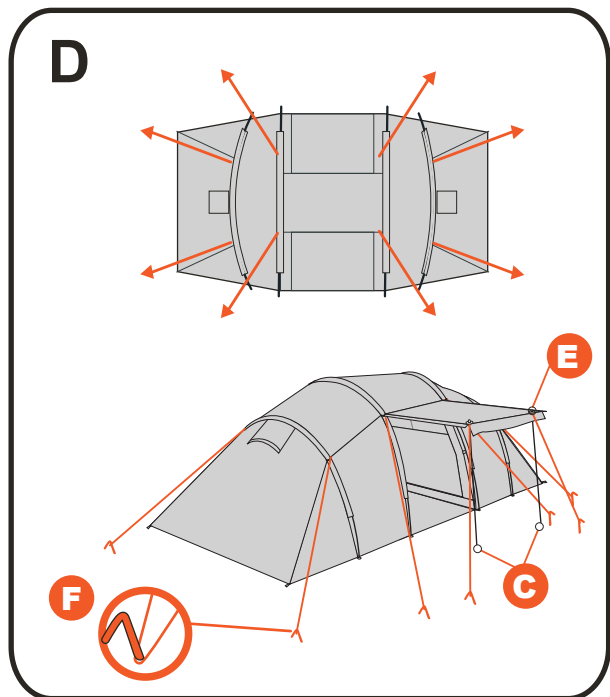
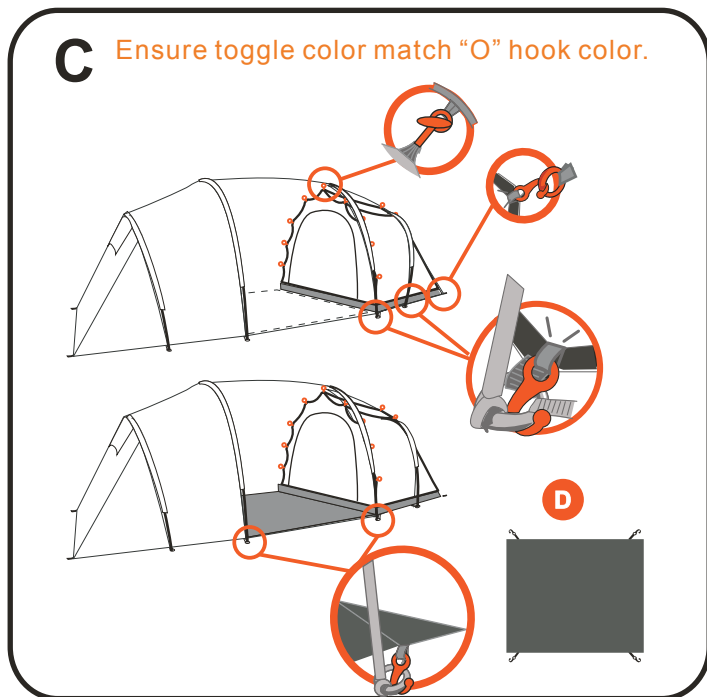
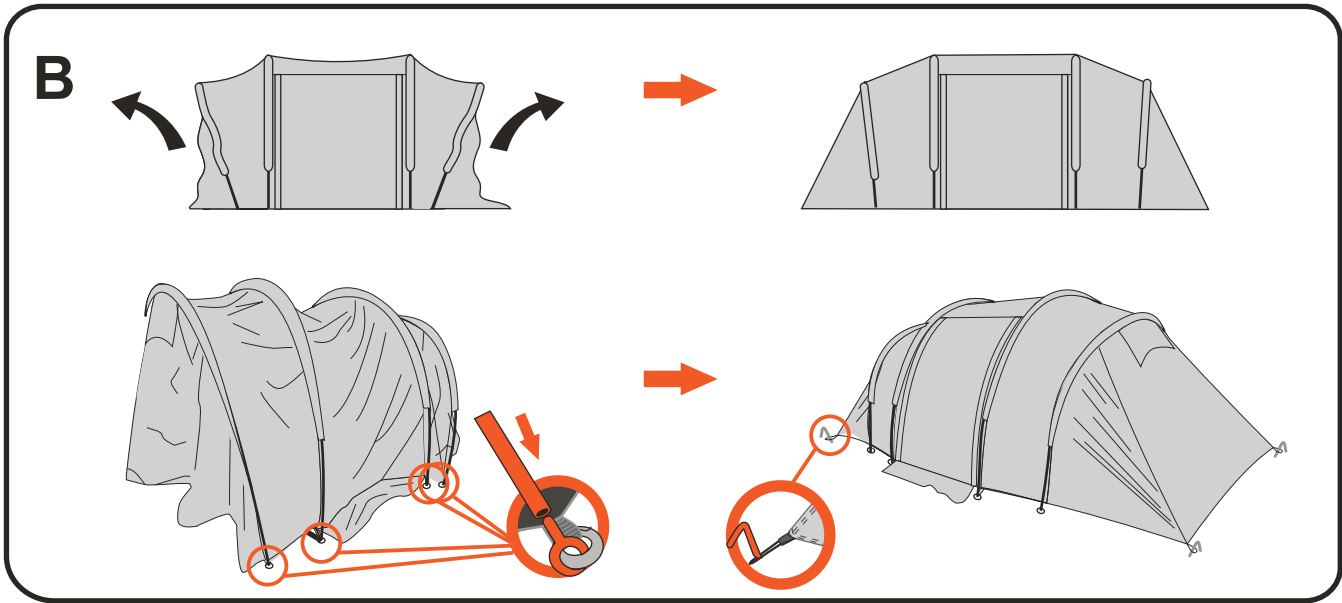
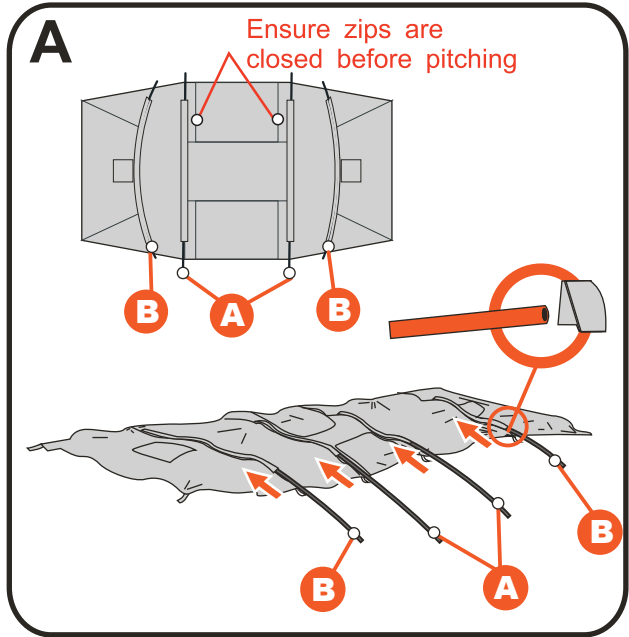


**x2 Inners**



**x1 Flysheet**

- A** x2 Black fiberglass poles with **Black** code
- B** x2 Black fiberglass poles with **Grey** code
- C** x2 Awning Pole
- D** x1 Groundsheet
- E** x2 Plastic Cap
- F** x26 Pegs



## ! Tips and Guideline

- It would be useful to ask someone to help you.
- Make sure that the ground is as level as possible and is free from stones and sharp objects as these can puncture the groundsheet.
- Ensure zips are closed before pitching.
- Take note of the order you unpack the contents of the tent bag and the way the tent is folded. This will help in the repacking.
- In case of damage to any of the tent poles we have included spare poles and connectors.
- Tents are prone to internal condensation when the air inside is warmer than outside, avoid this by keeping the tent wall ventilated.

Argos Help line:  
0345 640 0800  
ADDRESS: 489-499 Avebury  
Boulevard, Milton Keynes MK92NW