


AVR Folding Stool

Assembly Instructions - Please keep for future reference

600/3575



Dimensions

Width - 30cm
Depth - 33cm
Height - 45cm

Important - Please read these instructions fully before starting assembly

If you need help or have damaged or missing parts, call the **Customer Helpline: 08456 400800**



Safety and Care Advice

Important - Please read these instructions fully before starting assembly

- We suggest you spend a short time reading through this leaflet and follow the simple step by step assembly instructions.
- Assemble this product on a flat surface.
- Maximum safe weight of user: 110kgs.
- Unit weight: 1.1kg.
- Retain Assembly Instructions for future reference.

Warnings

- Do not stand on the stool.
- Do not use the stool as a step ladder.
- Do not sit with sharp objects in back pockets as this may damage the seat surface.
- Do not knock the surface of the seat against sharp solid surfaces.

Care and maintenance

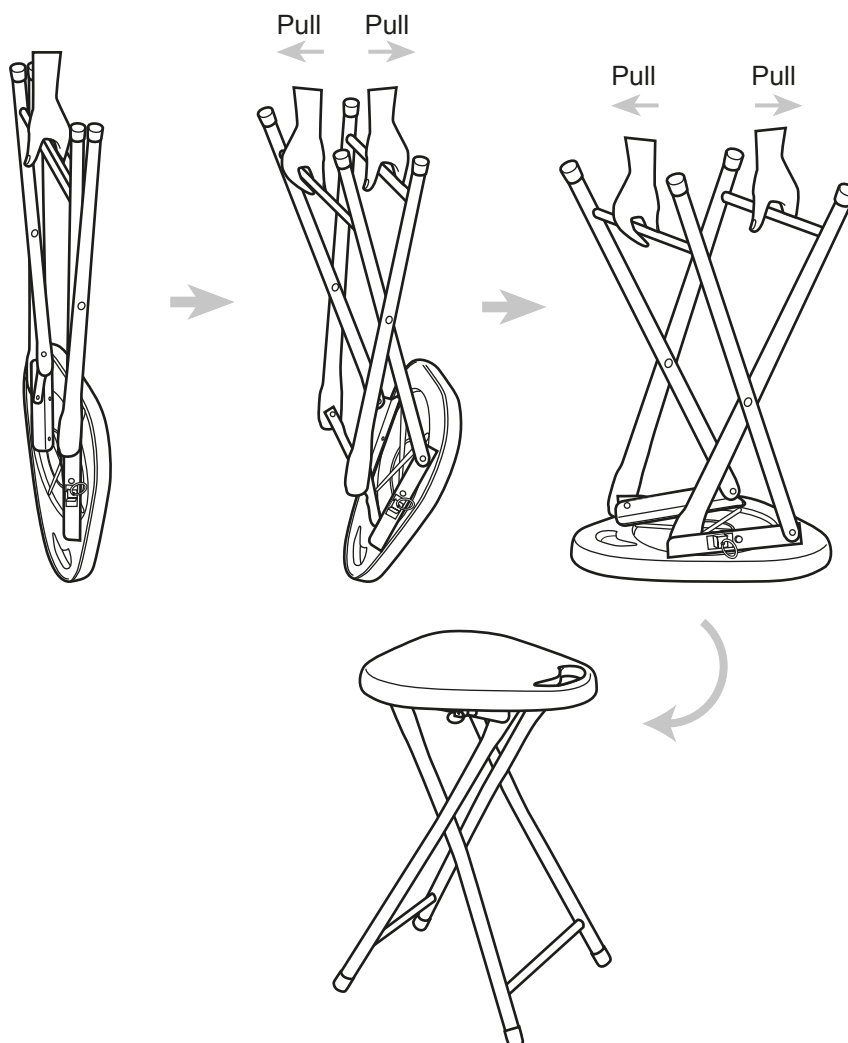
- Please clean the seat surface using either damp (not wet) cloth and a mild domestic soap solution or by using an appropriate polish.
- Do not use any abrasive materials when cleaning.

Assembly Instructions

Step 1

Opening the chair

Hold the stool upside down as shown, then pull until you hear the locking sound.



Step 2

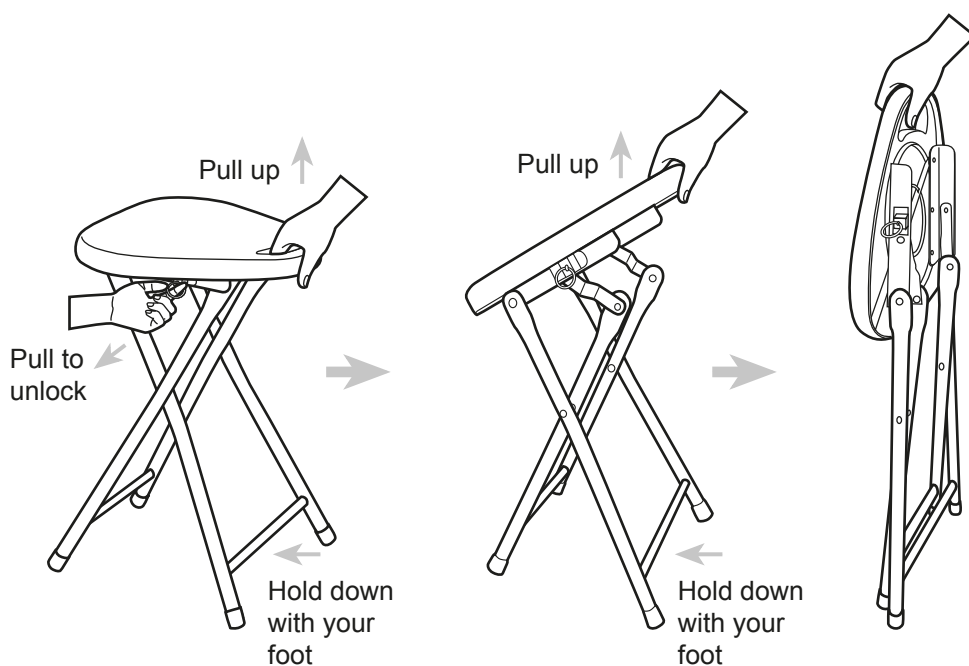
Folding the chair

Unlock the seat first by pulling the ring under the seat.

Then pull up from the front edge of the seat while holding down the front rail with your foot.



Important:
Keep fingers
away from
hinges.



If you need help or have damaged or missing parts, call the **Customer Helpline: 08456 400800**