



For any product advice or support
please contact our customer service helpline:

Telephone: 03303 322575

Monday - Thursday: 9.00am - 5.00pm

Friday: 9.00am - 4.00pm

email: customerservices@comfygroup.co.uk



electric blanket

important user information



Contents

Important instructions & warnings	Page 2 - 3
Fitting instructions	Page 4
Using your electric blanket	Page 5-6
Cleaning & maintenance	Page 7-8
Guarantee	Page 9-10

IMPORTANT INSTRUCTIONS AND WARNINGS RETAIN FOR FUTURE USE

In this section, you will find information for ensuring safety while using and maintaining the product.

When using electrical appliances, basic precautions should always be followed to reduce the risk of fire, electric shock, and injury.

Only operate the appliance for its intended purpose and within the parameters specified in this manual.

Before using the device, please carefully read the entire instruction manual.

General Cautions

- For household indoor use only. Do not use in commercial, industrial or outdoor environments. This appliance is not intended for medical use in hospitals.
- Use only as an underblanket. This appliance must be used only for the purpose for which it was intended.
- The mains supply must conform to the specification shown on the rating label on the back or underneath of the device.
- **DO NOT use if wet.** Keep away from liquid.
- DO NOT use with an extension cable.
- Only use the controller provided.
- Only use the appliance when laid flat on your mattress, avoid creasing and do not use when folded or rucked. Do not tuck underneath the mattress.
- The appliance is recommended not be used on an adjustable bed, if the appliance is used on an adjustable bed, check that the blanket and cord do not become trapped, stretched or rucked.
- Children under the age of 3 must not use the appliance due to their inability to react to overheating.
- The appliance can be used by children older than 3 years and younger than 8 years under supervision and with the control always set to the minimum temperature value.
- This appliance can be used by children 8 years and above and persons with reduced physical, sensory, or mental capabilities, or lack of experience and knowledge if they have been given supervision or instruction concerning the use of the appliance in a safe way and understand the hazards involved. Children shall not play with the appliance. Cleaning and user maintenance shall not be made by children without supervision.
- This appliance must not be used by persons insensitive to heat and other very vulnerable persons who are unable to react to overheating.



Please read all the instructions carefully before use and retain for future reference



**CAUTION
DO NOT**
immerse controller in water



Disconnect appliance from mains before cleaning, maintenance or after a thermal cut out event.



For household indoor use only



DO NOT
use while folded



DO NOT
insert sharp points



NOT TO BE USED
by very young children 0-3 years



Please dispose
of in the correct
manner and separately
from domestic waste.

- If appliance is being slept on or used for a continuous period, ensure the heat setting is turned to the lowest setting 1. **Constant use at the highest temperature (setting 3) may cause skin burns or heat stroke.**

- Do not use this device when it is damaged or not functioning properly. Examine the appliance frequently for signs of wear and tear. If there are such signs, if the appliance has been misused or does not work, return it to the supplier before switching it on again.

- The cable and control unit of the appliance can give rise to risks of entanglement, strangulation, tripping or treading if not correctly arranged. The user shall make sure that excess ties and electric cords shall be arranged in a safe way.




- When not in use for long periods, unplug the blanket from the mains socket.

- If you no longer wish to use the appliance, make sure it is unusable by cutting the power lead when disconnected and dispose of in the correct manner.

Fitting Instructions

Ensure your electric blankets is covered during use to retain the heat. This product must only be used as an underblanket and secured to the mattress correctly to ensure it does not move. Please follow the below fitting instructions. Do not use in a folded condition, this will trip the overheat sensor in the heat controller.

1. Open the electric blanket fully and place flat on your mattress.
2. The mains lead needs to be positioned at the pillow end. Do not cover the controller (Fig 1).
3. Secure the elastic blanket to your mattress using the elasticated straps, simply slip the straps underneath the bottom of your mattress, ensure the blanket is laid flat with **no creases**. Be careful not to add too much tension (Fig 2).
4. Place your fitted sheet over the secured elastic blanket, followed by the rest of your bedding (Fig 3).
5. Once fitted flat on your mattress, connect the heat controller plug to the electric blanket coupler, ensuring it is pushed firmly into the housing (fig 4).
6. Check regularly to ensure the electric blanket remains secure and crease free, checking that the internal heating wires **have not become twisted or looped**.



A. Mattress B. Electric blanket
C. Fitted sheet D. Top sheet / duvet

For illustration only.

Using your electric blanket

Once the electric blanket has been fitted to the mattress correctly and the power source has been connected as instructed, plug the power lead into the mains socket closest to the pillow end, ensure that that the connector lead is not stretched or twisted.

This product is designed to pre-heat your bed to the desired temperature using the variable temperature settings.


Temperature Control

The heat ranges from 0 to 3

- 0** No Heat
- 1** Low Heat
- 2** Medium Heat
- 3** High Heat

The electric blanket will start to heat up after a few minutes, provided it is covered correctly with a duvet or blanket (this will depend on room temperature and the type of bedding used). Once the desired temperature is reached it is advised to switch off the blanket before falling asleep.

If using the blanket for any extended period, please use the lowest heat setting 1.



Silentnight electric blankets are safe and easy to use, scan the QR code for our handy how to guide

Cleaning and Maintenance

- Cleaning and user maintenance shall not be made by children without supervision.

Washing Instructions



Ensure the blanket is fully cooled before washing. The electric blanket can be hand washed, or machine washed but not dry cleaned.

Before washing, **disconnect all electrical leads from the blanket and power supplies.** To disconnect from the coupler simply raise the flap slightly and pull out gently.

- Prior to washing it is essential that you measure the electric blanket to ensure that it has returned to approximately its original size once dry.
- Hand wash – use a mild washing powder or detergent and warm water, soak for 5 minutes, gently wash and rinse thoroughly in clean water.
- Machine wash – wash as wool at 40°C following manufacturer's instructions.
- **DO NOT** immerse the heat controller in water.

Drying Instructions



- **NEVER** wring the electric blanket.
- **DO NOT** tumble dry
- Re-shape the electric blanket prior to drying.
- Air dry on a clothesline or clothes maiden, ensure no pegs are placed over the internal heating wires to avoid damaging them.
- Ensure the electric blanket and coupler are completely **DRY** before use.

After washing, please inspect before use

Inspect to ensure that no wires are visible through the blanket surface, ensure the wires have not formed **LOOPS OR TWISTED**, do this by holding up the blanket to a window.

Check the controller, power supply cord and plug regularly for cuts or damage, **DO NOT** use if any damage is present.

Storing your electric blanket

- Allow the electric blanket to fully cool before storing away.
- The best storage method is to leave on the bed; however, you may roll or fold without creasing.
- Make sure the electric blanket is stored without any heavy items on top, this could cause deep creases and damage to the wiring.

Disposal

- Waste electrical products should not be disposed of with household waste. Please recycle where facilities exist. Check with your local authority for recycling advise.



Guarantee

Please retain the retailer receipt or order confirmation as proof of purchase.

This guarantee is valid if the appliance has been used for domestic use only and in accordance with the instructions provided.

All Silentnight products are individually tested before leaving the factory. If a fault develops within 28 days of purchase, please return to the place of purchase for a replacement.

Please check the following if the electric blanket fails to operate:

- The plug and socket have not become disconnected.
- The supply plug is correctly connected to the flex.
- Check the supply fuse and 3amp fuse.

If a fault develops after 28 days and within the 36 months of original purchase, you can make a claim via the dedicated **website: www.silentnightguarantee.co.uk/claim**

Chat is available on-site to assist with any questions and once processed you should receive an email confirmation. This guarantee option is only available to UK residents and must have a valid UK address. For items not listed/ claiming for more than 1 item, please contact us via **email: Guarantee@comfygroup.co.uk**

Please note that we are unable to accept claims over the phone, however if you have any other questions **Telephone: 0330 332 2575**

You will be asked to return the product to the address below, together with returns reference (provided with claim) and your contact details.

**Comfy Quilts- E/b Returns
Unit B Hilton Point
Cromer Industrial Estate
Hilton Fold Lane
Middleton
MANCHESTER
M24 2LE**

Exclusions:

Silentnight shall not be liable to replace the goods under the terms of the guarantee in the following cases.

- Fault caused through accidental use, misuse, negligence, or used contrary to the manufacturers' recommendations and care instructions.
- Used on the incorrect voltage supply.
- If the product has been tampered with by an unqualified person, including removal of the manufacturing codes.

The guarantee does not affect your statutory rights as a consumer. The guarantee does not confer any rights other than those expressed, and we shall not be liable for any indirect or consequential loss or damage.

To validate your guarantee please register your product online at

www.silentnightguarantee.co.uk