

Technical Data

Model No	HT - 418B
Material	ABS
Voltage	DC6V
Pressure	0.45PSI
Airflow	260L/Min

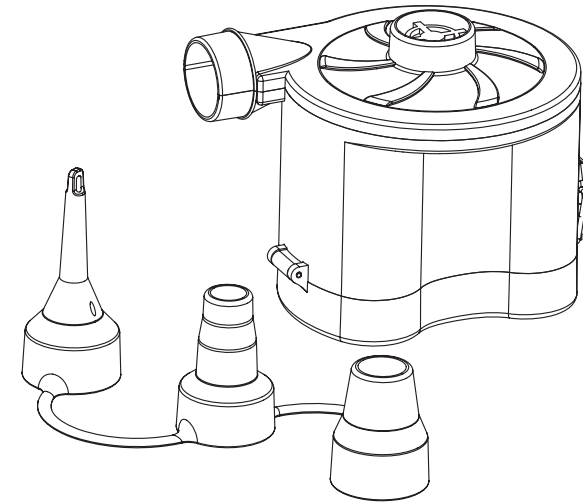


Where possible recycle unwanted materials instead of disposing of them as waste. All parts and package should be sorted, taken to a recycling center and disposed of in an environmentally friendly manner.

Guarantor: Argos Limited
489 - 499 Avebury Boulevard
Central Milton Keynes
MK9 2NW

BATTERY POWERED PUMP

Read following instructions and warnings before use - please keep for future reference



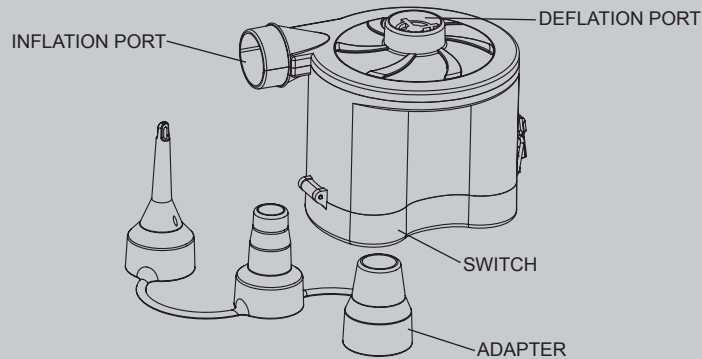
HT - 418B

IMPORTANT

Read these instructions carefully and familiarise yourself with the procedure before use.

IMPORTANT SAFETY INSTRUCTIONS

Read all instruction before use and keep for future reference.



1 IMPORTANT

- ❖ High-Volume pump intents to inflate such as airbed, inflatable toys, and etc, but not for filling tires or continuous use.
- ❖ Risk of electric shock, do not operate under moist conditions, and store indoors.

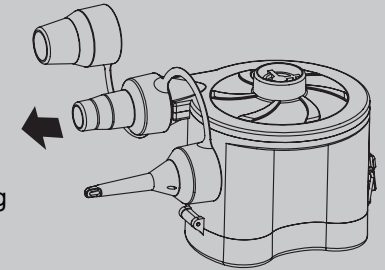
2 WARNING

- ❖ Never attempt to disassemble or close to the openings while pump is operating.
- ❖ Do not leave children using pump unattended.
- ❖ Never let other articles such like sand, small rocks, etc sucking into inflation / deflation port while operating.

USE INSTRUCTIONS

3 TO INFLATE ITEMS

- ❖ To begin inflating, open external stopper of valve and pull it to extend out.
- ❖ Attach one of adapter to inflation port.
- ❖ Inserting pump and forward the switch on the position "-", turn the switch off by pushing backward on the position "O".
- ❖ When fully inflated, seal valve by pushing in with pump adapter to maintain seal. Gently twist adapter while backing pump out of valve.
- ❖ Remove pump and close external stopper.



4 TO DEFLATE ITEMS

- ❖ Attach one of adapter to deflation port of pump.
- ❖ Repeat same steps as inflation.

