


Warm Floor

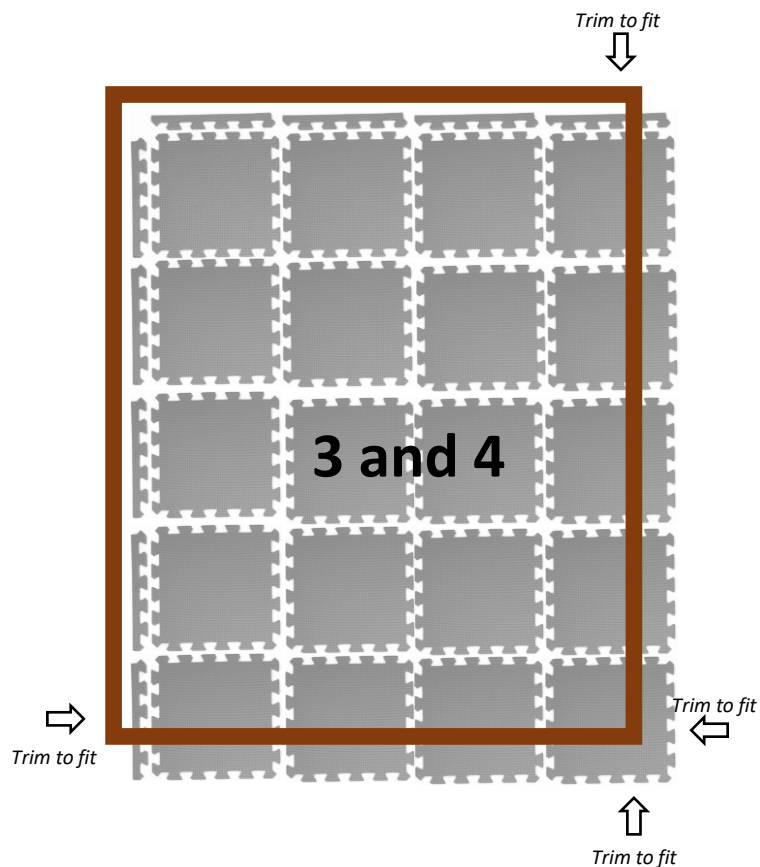
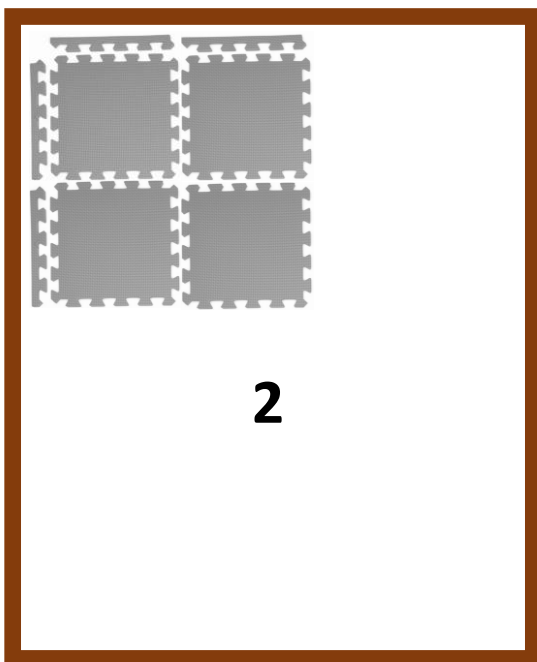
Floor tiles for
GARDEN BUILDINGS



Instructions



1. Start in the corner of the floor using a tile with 2 edging strips.
2. Add tiles to the first, along two adjacent sides each with one edging strip.
3. Fill space away from perimeter with tiles with no edging strips.
4. With a craft knife, trim tiles and edging strips to fit the full floor. We've included a ruler to help.



SWIFT
Firm Foundations...Fast

Swift Foundations Ltd - Top Barn - Beckhouse Farm -
Scagglethorpe - Malton - North Yorkshire - YO17 8ED

01944 758455
sales@swiftfoundations.co.uk