


Ipanema Table



Spare Parts

Visit: www.argos-support.co.uk

Email: Help@ClickSpares.co.uk

Call: 0370 112 1928

Customer Support

Call: 0345 640 2020

Safety and Care Advice

Product Details

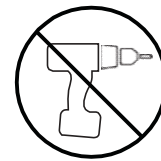
Ipanema Table Yellow 458/7000

Ipanema Table Grey 463/0799

IMPORTANT, RETAIN FOR FUTURE REFERENCE: READ CAREFULLY.

- Keep children and animals away from the work area, small parts could choke if swallowed.
- Make sure you have enough space to layout the parts before starting.
- This product has been constructed to be used in the domestic environment only and not for commercial purposes.

- Assemble the item as close to its final position (in the same room) as possible.
- Assemble on a soft level surface to avoid damaging the unit or your floor.



- We do not recommend the use of power drill/drivers for inserting screws as this could damage the unit. Only use hand screwdrivers.
- Parts of the assembly will be easier with 2 people.
- Dispose of all packaging carefully and responsibly.

Care and maintenance

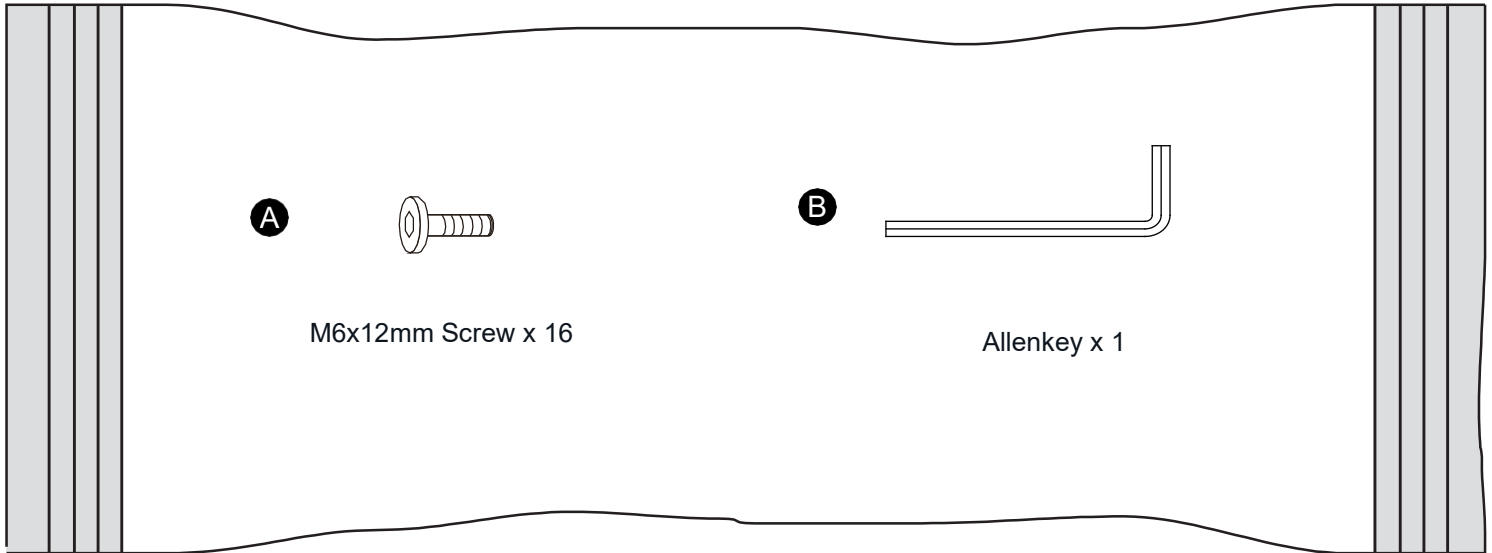
- Only clean using a damp cloth and mild detergent. Do not use abrasive cleaners.
- Use a dry cloth to clean the product, furniture polish is not recommended.
- From time to time check that there are no loose screws, nuts or bolts. If there are please re-tighten.
- This product should not be discarded with household waste. Take to your local authority waste disposal centre.

Additional Guidance


- Assemble all parts and bolts loosely during assembly, only once the product is complete should you fully tighten the bolts.
- Regularly check and ensure that all bolts and fittings are tightened properly.
- Age recommendation for 18+
- Maximum user weight 50kg
- This product is compliant EN581

Fittings


Bag 1



Parts



1 Table Top x 1

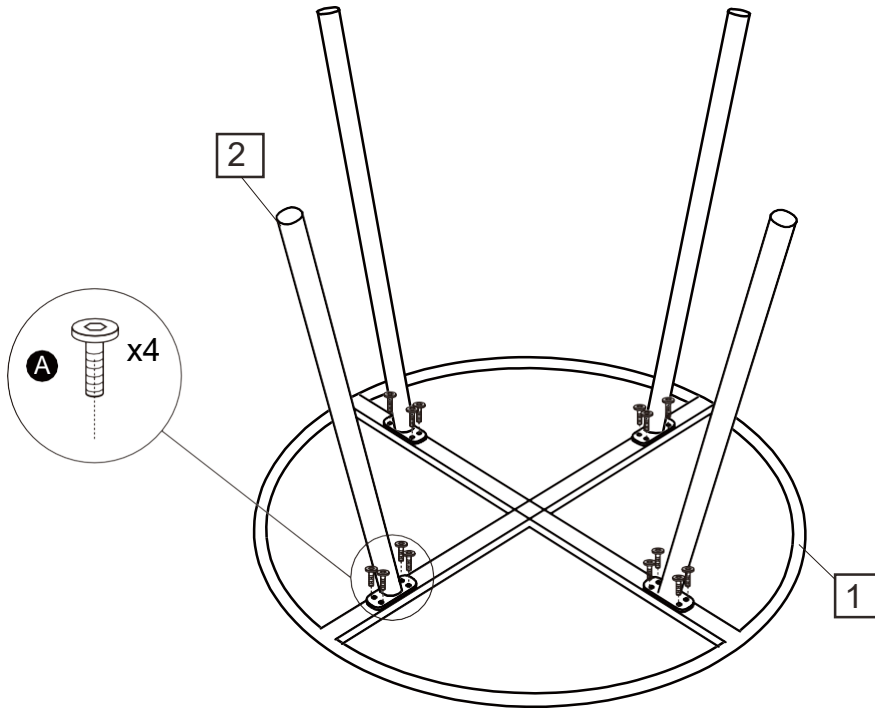

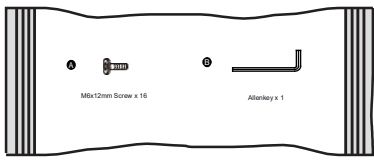


2 Leg x 4




3 Plastic foot cap x 4
(assembled on legs)

1



2



IMPORTANT

On a regular basis please check that the screws and fittings have not become loose as this could present a potential choke hazard.

Assembly is complete