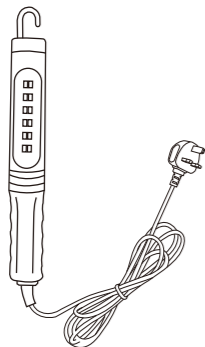



GUILD**Corded 300LM | 6W Inspection Worklight**

Original Instruction Manual

Model No.SS20GCRDLIT

**After Sales Support****GUILD**

UK/Ireland 03456 400800

Web WWW.ARGOS.CO.UK

Important - Please read these instructions fully before starting operating

These instructions contain important information that will help you get the best from your inspection worklight, ensuring it is operated correctly and safely. If you need help or have damaged or missing parts, call the Customer Helpline: 03456 400800. Please visit the website www.argos.co.uk for more information.

Argos Limited
489-499 Avebury Boulevard, Saxon Gate West, Central Milton Keynes, MK9 2NW

Contents

Safety Information	2
In The Box.....	3
Operating Instructions.....	3
Environmental Protection.....	4
Guarantee	4

Customer Helpline 03456 400800

1

Safety Information

READ AND UNDERSTAND ALL SAFETY AND OPERATING INSTRUCTIONS IN THIS MANUAL BEFORE USING THIS PRODUCT.

WARNING

Any changes or modifications to this unit not expressly approved by the party responsible for compliance could void the user's authority to operate the equipment.

BE EXTREMELY CAREFUL WHEN USING THIS DEVICE. Improper use of this inspection worklight can result in injury or death. Follow all safeguards stated in this manual in addition to normal safety precautions in working with electrical devices. DO NOT attempt to service this device.

-When using lights, always follow basic safety precautions to reduce the risk of electric shock and personal injury.

-Failure to observe the following safety rules may result in FIRE, ELECTRICAL SHOCK, INJURY, or EXPOSURE TO EXCESSIVE ULTRAVIOLET RADIATION.

-To avoid electrical shock, do not use with extension cord near water or where water may accumulate. Keep worklight at least 5M from pools and spas. Keep plugs and receptacles dry. Use only Ground Fault Circuit Interrupter (GFCI) protected receptacles when using this inspection worklight in wet or damp locations. Receptacles are available with built-in GFCI protection and are to be used for this measure of safety.

-Do not look directly at the lighted lamps to avoid eye injuries.

-Always keep the inspection worklight away from any flammable surfaces or materials.

-Unplug from outlet before servicing or cleaning. This will reduce the risk of electric shock.

-DO NOT store or use the light in locations where the temperature may reach or exceed 45°C.

-Risk of burns, do not operate without guard.

-The inspection worklight should be located no further than 5m from the nearest outlet.

-Keep out of reach of children.

-Do not operate light if it has a missing or damaged lens cover. Contact customer service for a replacement. Read and follow all safety rules and operating instructions before first use of this product.

Customer Helpline 03456 400800

2

In The Box

When unpacking the box, do not discard any packaging materials until all of the contents are accounted for:

1. Corded 300LM | 6W inspection worklight
2. Operator's manual

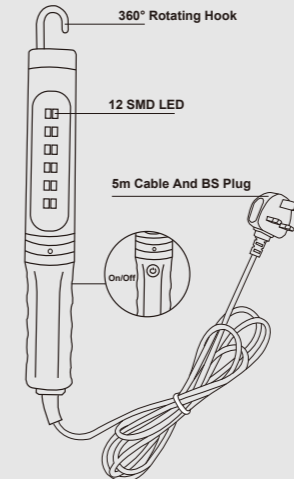
Carefully lift the inspection worklight out of the box.

Operating Instructions**CAUTION**

No assembly is required for this inspection worklight.

OPERATION

1. 360° Rotating hook for easily hanging.
2. Always press on/off switch to turn the light OFF before unplugging the inspection worklight.



Customer Helpline 03456 400800

3

Symbols Used

CE This appliance conforms to relevant directives of the European Community.

Waste electrical and electronic equipment (WEEE), should not be disposed of with household waste. Please recycle where facilities exist. Check with your Local Authority or retailer for recycling advice.

Double insulation.

IP22 Protected against solid foreign objects of 12.5 mm Ø and greater. Protected against water drops at 15 degree angle.

Environmental Protection

Recycling electrical products: You should now recycle your waste electrical goods and in doing so help the environment. This symbol means an electrical product should not be disposed of with normal household waste. Please ensure it is taken to a suitable facility for disposal. Visit www.recycle-more.co.uk click on "bank locator" and enter your postcode to find your nearest recycling site.

Guarantee

This product is guaranteed against manufacturing defects for a period of 24 months. This does not cover the product where the fault is due to misuse, abuse, use in contravention of the instructions, or where the product has been the subject of unauthorised modifications or alterations, or has been the subject of commercial use. In the event of a problem with the product within the guarantee period please return it to your nearest store. If the item is shown to have an inherent defect present at the time of sale, the store will provide you with a replacement. Your statutory rights remain unaffected.

Customer Helpline 03456 400800

4