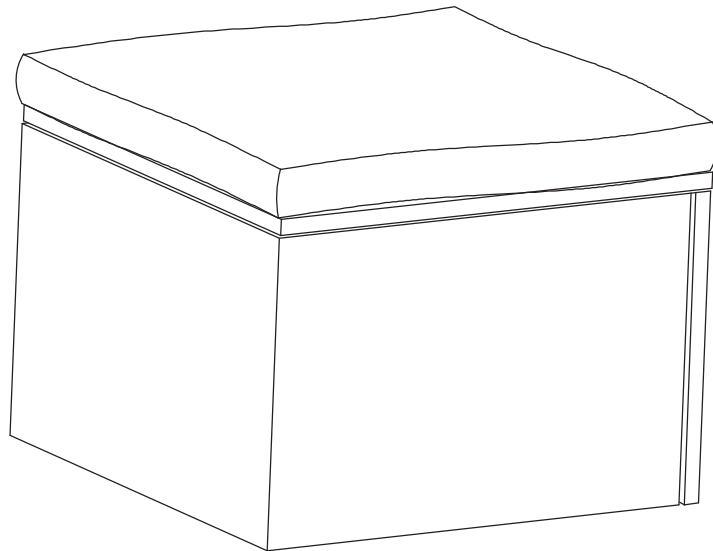



# Mini Corner Sofa Set Natural- Stool



## Spare Parts

 [www.argos-support.co.uk](http://www.argos-support.co.uk)

 [Help@ClickSpares.co.uk](mailto:Help@ClickSpares.co.uk)

 0370 112 1928

## Customer Support

 0345 640 2020



# Safety and Care Advice

---

## Product Details

Natural 4373056

## IMPORTANT, RETAIN FOR FUTURE REFERENCE: READ CAREFULLY.

- Keep children and animals away from the work area, small parts could choke if swallowed.
  - Make sure you have enough space to layout the parts before starting.
  - This product has been constructed to be used in the domestic environment only and not for commercial purposes.
  - Make sure you have enough space to layout the parts before starting.
  - Assemble the item as close to its final position (in the same room) as possible.
  - Assemble on a soft level surface to avoid damaging the unit or your floor.
  - Remove all fittings from the plastic bags and separate them into their groups.
  - Do not stand or put weight on the product during assembly, this could cause damage.
- 
- We do not recommend the use of power drill/drivers for inserting screws as this could damage the unit. Only use hand screwdrivers.
  - Parts of the assembly will be easier with 2 people.
  - Dispose of all packaging carefully and responsibly.

## Additional Guidance

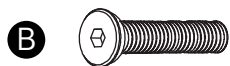
---

- Assemble all parts and bolts loosely during assembly, only once the product is complete should you fully tighten the bolts.
- Regularly check and ensure that all bolts and fittings are tightened properly.
- The unit weight approximately 5 kgs.
- Do not fully tighten all screws until assembly is completed.
- Maximum safe seated weight: 110kgs.
- Only clean using a damp cloth and mild detergent, do not use bleach or abrasive cleaners.
- Make sure each screw matches the corresponding figure to ensure correct assembly.
- From time to time check that there are no loose screws on this stool.
- This product should not be discarded with household waste. Take to your local authority waste disposal centre.
- This product is compliant BS EN581-1; BS EN581-2.

# Fittings (Shown to scale)

---

## Bag 1




30mm Screw x 5



Washer x 5



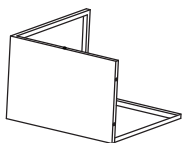
Allen key x 1



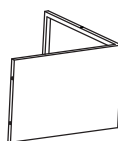
Adjustable Screw Foot Cap x 4  
(assembled)

# Components

---



**12** Side Panel  
(430 x 430 x 285mm)



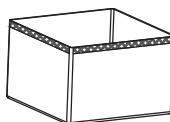
**13** Side Panel  
(450 x 450 x 285mm)



**14** Stool Top  
(450 x 450mm)



**15** Seat Cushion  
(460 x 460 x 65mm)



**16** Cover  
(450 x 405 x 265mm)

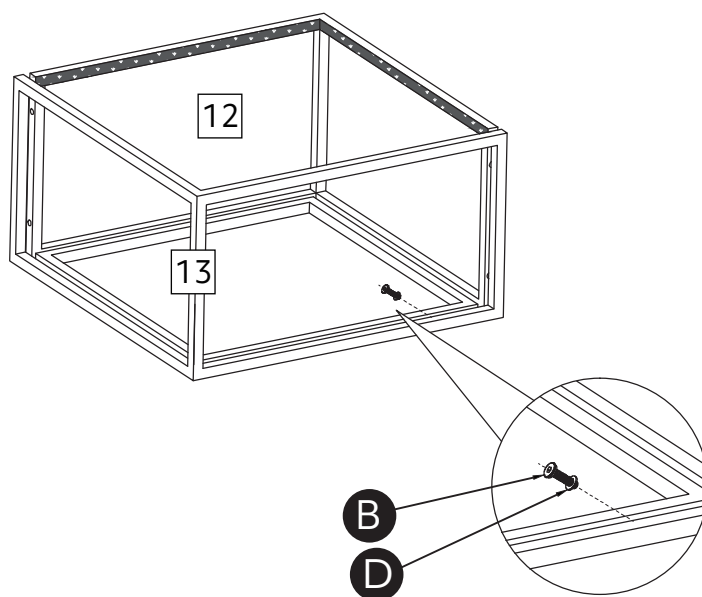
# 1

**B** 

30mm Screw x 1

**D** 

Washer x 1



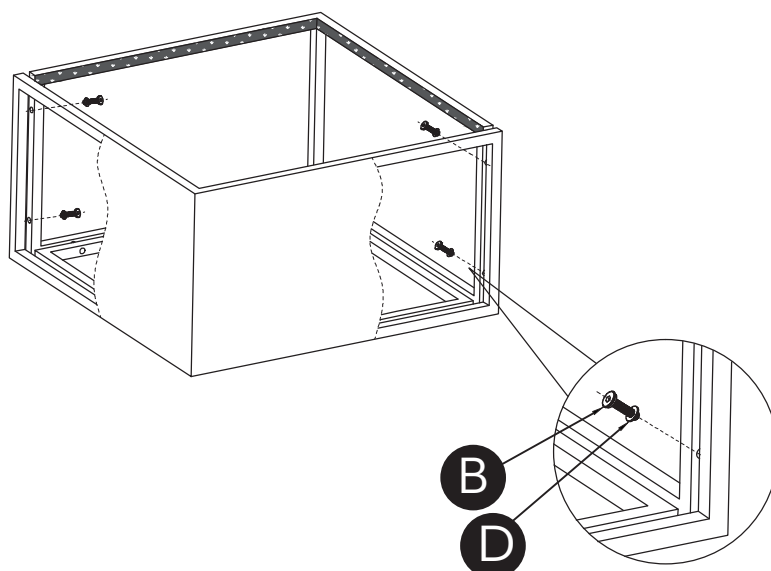
# 2

**B** 

30mm Screw x 4

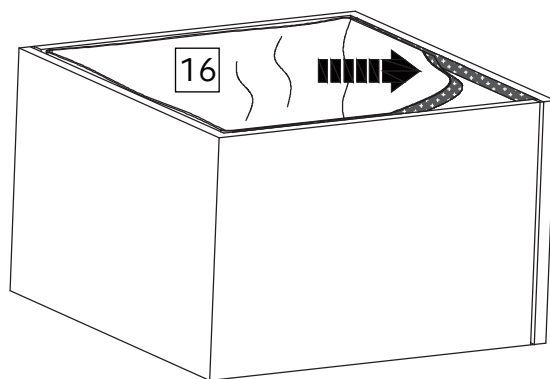
**D** 

Washer x 4

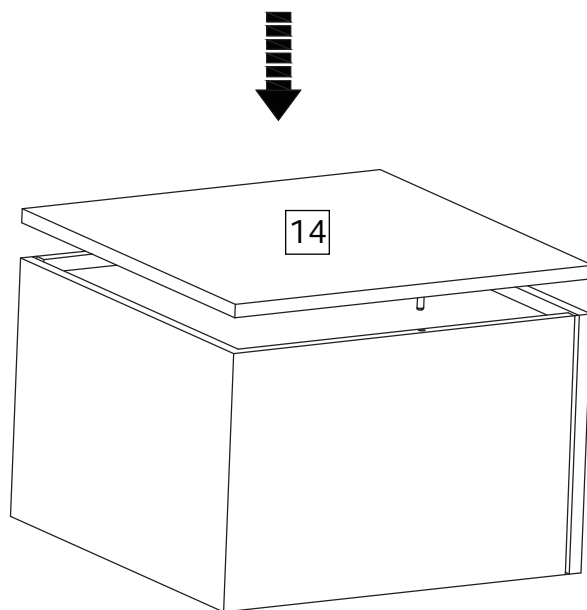


 Repeat  
x4

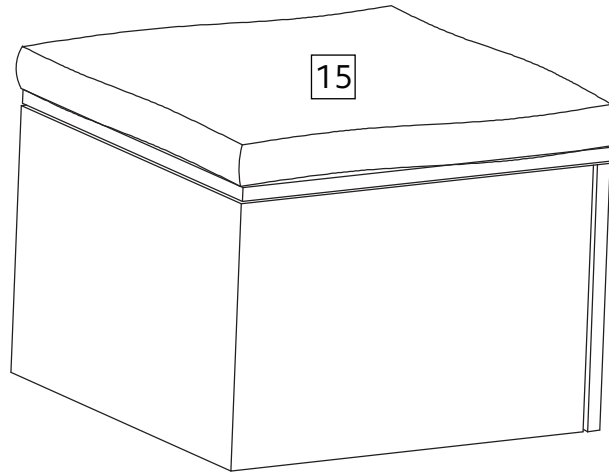
# 3



# 4



# 5



**Stool assembly is completed.**