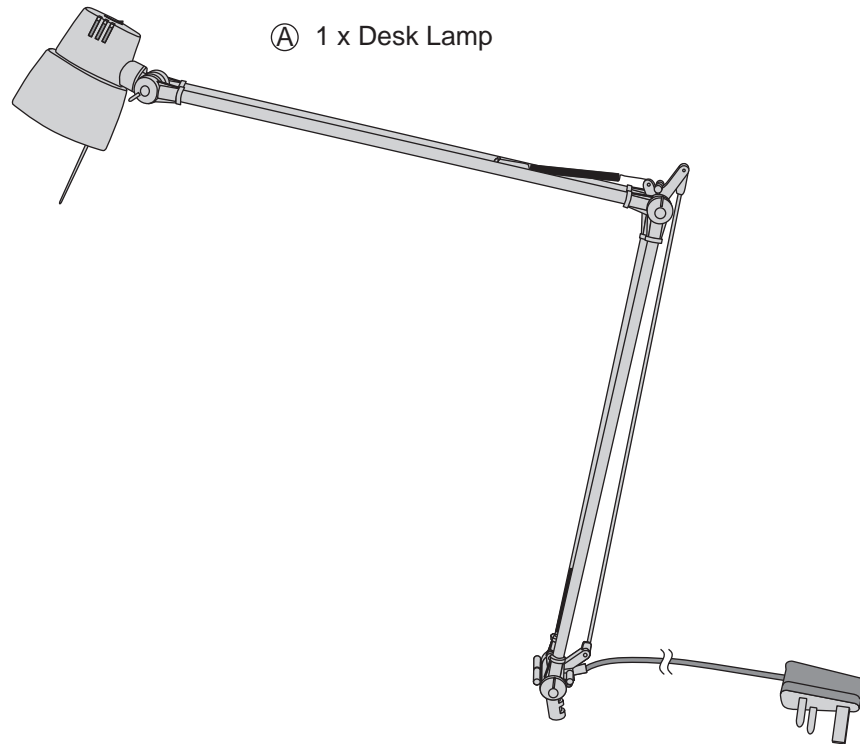


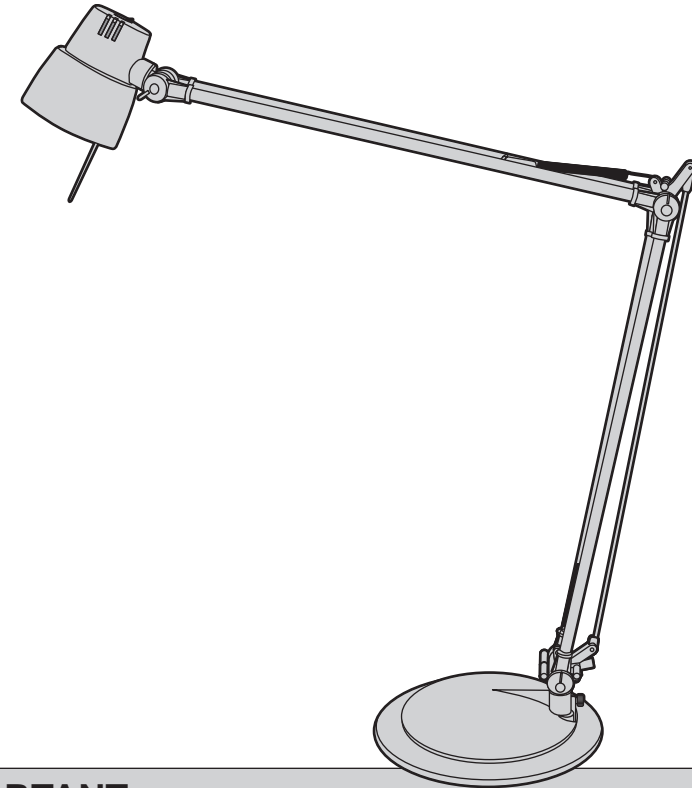
## Components



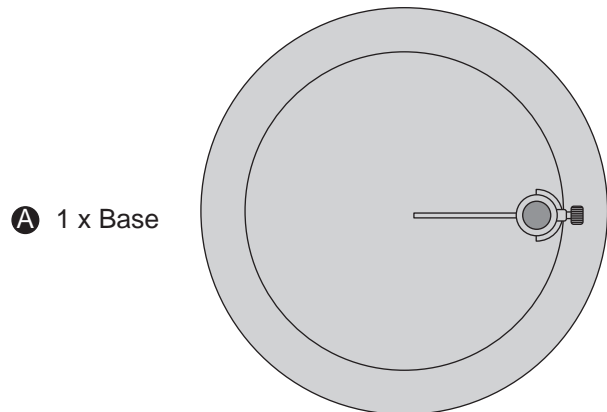
Ⓐ 1 x Desk Lamp

# Silver GU10 Desk Lamp

Simple Assembly Instructions - Please keep for future reference



## Fittings



Ⓐ 1 x Base

## IMPORTANT

1. Read these instructions carefully and familiarise yourself with the procedure before assembling the unit.
2. Check that you have all the component parts following the list on the back cover and familiarise yourself with each part before proceeding.
3. Take all the fittings out of the plastic bag and separate them into their groups.
4. Ensure you have enough space to lay out all the parts before assembly.
5. To avoid scratching it is recommended that you assemble the unit on a soft level surface.

# Assembly Instructions

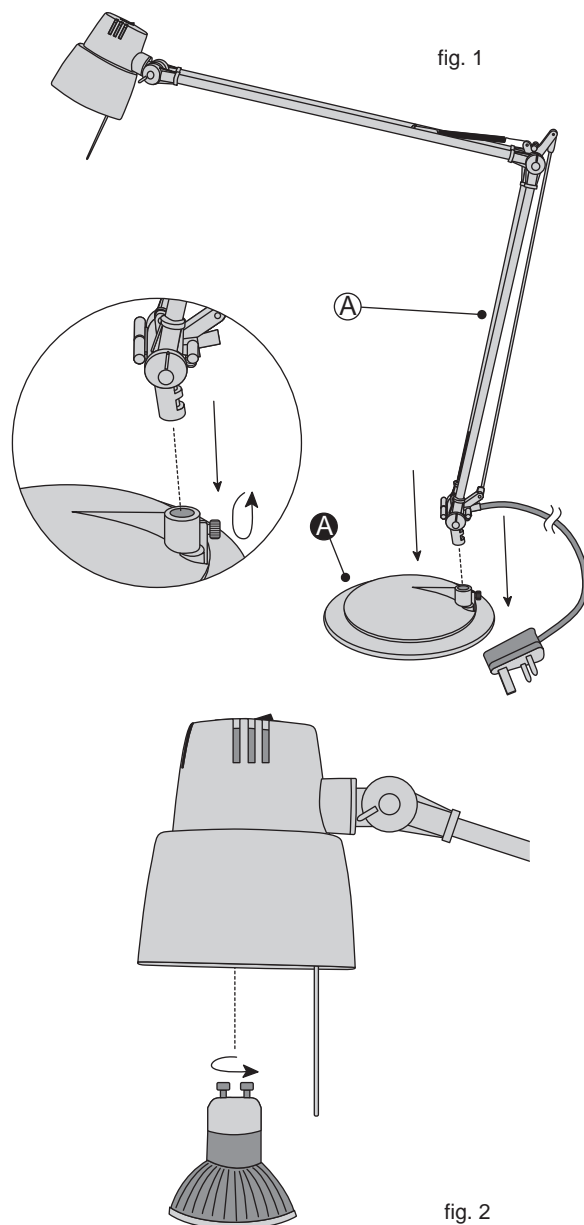
## Stage 1 – Fitting the unit

**NOTE: Do not plug in the lamp until after assembly.**

1. Loosen the fixing screw located on the Base **A**.  
**See fig. 1.**

2. Insert the end of the Desk Lamp **A** into the Base **A**. Tighten the fixing screw and ensure the Desk Lamp is securely fixed.

2. Place the Bulb (GU10 Max. 50W not included) into the Lamp.  
**See fig. 2.**



# Assembly Instructions

## Stage 2 – Finishing the unit

1. Plug in the Lamp. Then turn on the Switch located on the top of the Lamp Shade.  
**See fig. 3.**

2. Carefully place the unit in the desired location.  
**See fig. 4.**

## Bulb Replacement

1. Switch off the mains power supply.
2. Before replacing the bulb, allow it to cool down for at least 10 minutes.
3. Never touch the bulb with your fingers directly, cover it with a cloth.
4. Loosen the bulb and remove it from the lamp.
5. Replace a new bulb with same voltage and wattage.

## Caution

1. Indoor use only.
2. Connect to 230V/240V~, 50Hz.
3. If in doubt about fitting this product. Please consult a suitably qualified electrician.
4. The temperature of the spot lamp rises very quickly. Do not touch the metal parts or glass of the spot lamp after the light is turned on.

## Technical Data

Model No.	431/2134
Input Voltage	230V~240V~, 50Hz
Max. Wattage	50W
Bulb	Max. 50W GU10 230V-240V~

