

vtech[®]
Baby

User's Manual

Little Singing Bear



© 2009 VTech
Printed in China

91-073356-000-006 (英)

Dear Parent,

We at **VTech**[®] understand that a child's needs and abilities change as they grow and with that in mind we can develop our toys to teach and entertain at just the right level. Babies need toys that will stimulate their interest in different textures, sounds and colours, while on-the-go toddlers and pre-schoolers want more interactive toys to develop their imaginations and encourage their language development. As they progress to more challenging curriculum at school, **VTech**[®] keeps pace with a wide variety of cool, aspirational and interesting computers for learning. Every toy is unique and helps your child develop in different ways for the best all-around learning.

vtech[®]

Much more than meets the eye...

Electronic Learning Computers I need...

4-10 years

- ...challenging activities that can keep pace with my growing mind
- ...cool stuff to keep me entertained, busy and up-to-date
- ...intelligent technology that adapts to my level of learning
- ...National Curriculum-based content to support school teaching
- ...space to be flexible and creative and to find my own style

Pre-School I want...

3-6 years

- ...toys that let me pretend to be a grown-up so I can learn how the world works
- ...to get ready for school by starting on the alphabet and counting
- ...great games that keep me interested and make me laugh
- ...my learning to be as fun, easy and exciting as can be
- ...to show my creativity with drawing and music so my whole brain develops

vtech Baby I am...

0-36 months

- ...exploring, learning and understanding the world around me
- ...experiencing and responding to colours, sounds and textures
- ...understanding cause and effect
- ...learning to move, touch, reach, grasp, hold, wiggle, sit up and crawl
- ...understanding what people say and beginning to respond
- ...interacting with toys and developing my own imagination

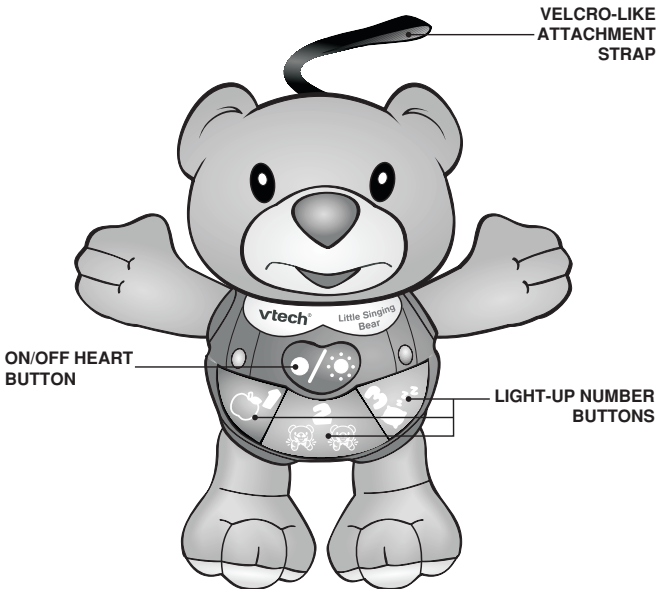


To learn more about **VTech**[®] toys, visit www.vtechuk.com

INTRODUCTION

Thank you for purchasing the **VTech® Little Singing Bear!**

Hug your way to adorable early learning! Press the 3 light-up buttons on Little Singing Bear's tummy to hear fun phrases that introduce emotions, numbers and counting with popular tunes. Sing-along song and an English speaking voice accelerates learning. Pressing the buttons develops fine motor skills while senses are stimulated by the flashing lights, fun sounds and mixture of soft fabric and plastic. Velcro-like attachment strap makes the bear easily portable!



INCLUDED IN THIS PACKAGE

- One VTech® Little Singing Bear
- One user's manual

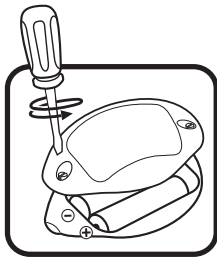
WARNING: All packing materials, such as tape, plastic sheets, wire ties and tags are not part of this toy, and should be discarded for your child's safety.

NOTE: Please keep user's manual as it contains important information.

GETTING STARTED

BATTERY INSTALLATION

1. Make sure the unit is turned **OFF**.
2. Locate the battery compartment on the back of the unit. Use a screwdriver to loosen the screws.
3. Install 2 new "AAA" (AM-4/LR03) batteries following the diagram inside the battery box.
4. Replace the battery cover and tighten the screws to secure.



BATTERY NOTICE

- The use of new alkaline batteries is recommended for maximum performance.
- Non-rechargeable batteries are not to be recharged.
- Rechargeable batteries are to be removed from the toy before being charged (if removable).
- Rechargeable batteries are only to be charged under adult supervision (if removable).
- Different types of batteries or new and used batteries are not to be mixed.

- Only batteries of the same or equivalent type as recommended are to be used.
- Batteries are to be inserted with the correct polarity.
- Exhausted batteries are to be removed from the toy.
- The supply terminals are not to be short-circuited.
- The toy is not to be connected to more than the recommended number of power supplies.
- Do not dispose of batteries in fire.

NOTE:

Help the environment by disposing of your product responsibly.

The wheellie bin symbols indicate the product and batteries must not be disposed of in the domestic waste as they contain substances which can be damaging to the environment and health. Please use designated collection points or recycling facilities when disposing of the item or batteries.

More information can be found on:

<http://www.recycle-more.co.uk>; www.recyclenow.com



PRODUCT FEATURES

1. ON/OFF HEART BUTTON

Press the **ON/OFF HEART BUTTON** to turn the unit **ON**, to turn it **OFF**, press the button again.

2. AUTOMATIC SHUT OFF


To preserve battery life, the **VTech® Little Singing Bear** will automatically power-down after about a minute without input. The bear can be turned on again by pressing the **ON/OFF HEART BUTTON**.

ACTIVITIES


1. Press the **ON/OFF HEART BUTTON** to turn the unit **ON**. You will hear the bear giggle, followed by a fun phrase and a sing-along song. The lights will flash with the sounds.



2. Press the **LIGHT-UP NUMBER BUTTONS** to hear emotive phrases, numbers, musical notes or a fun melody. The lights will flash with the sounds.



3. Press the **LIGHT-UP NUMBER BUTTONS** again while a melody is playing to hear a sound effect jam into the tune. The lights will flash with the sounds.



4. Press the **ON/OFF HEART BUTTON** again to switch the unit **OFF**. You will hear a kissing sound effect and “bye-bye” before the unit switches off.



MELODY LIST

1. Rock-a-bye baby
2. Brahms' Lullaby
3. Skip to my Lou
4. Pop! Goes the Weasel
5. Pease Porridge Hot
6. London Bridge

Sing-Along Song Lyrics (To the tune of Here we go round the Mulberry Bush)

I'm a friendly light-up bear

I'll teach you 123

A sleepy, hungry, happy bear

Hey, come and hug me!

CARE & MAINTENANCE

1. Keep the unit clean by wiping it with a slightly damp cloth.
2. Keep the unit out of direct sunlight and away from any direct heat source.
3. Remove the batteries when the unit is not in use for an extended period of time.
4. Do not drop the unit on hard surfaces and do not expose the unit to moisture or water.

TROUBLESHOOTING

If for some reason the program/activity stops working or malfunctions, please follow these steps:

1. Please turn the unit **OFF**.
2. Interrupt the power supply by removing the batteries.
3. Let the unit stand for a few minutes, then replace the batteries.
4. Turn the unit **ON**. The unit should now be ready to play again.
5. If the product still does not work, replace with an entire set of new batteries.

If the problem persists, please call our Consumer Services Department on 01235 546810 (from UK) or +44 1235 546810 (outside UK) and a service representative will be happy to help you.

IMPORTANT NOTE:

Creating and developing **VTech®** products is accompanied by a responsibility that we take very seriously. We make every effort to ensure the accuracy of the information, which forms the value of our products. However, errors sometimes can occur. It is important for you to know that we stand behind our products and encourage you to call our Consumer Services Department on (01235) 546810 (from UK) or +44 1235 546810 (outside UK) with any problems and/or suggestions that you might have. A service representative will be happy to help you.

**CLASS 1
LED PRODUCT**

vtech®

PRODUCT WARRANTY



Thank you for choosing this quality product from VTech. We hope it will bring many hours of entertainment, imaginative play and learning.

1. The product detailed above is covered by a one year warranty from the date of purchase, against any defects in materials or workmanship.
2. The product may be returned to the place of purchase. Alternatively the product can be returned to VTech Electronics Europe plc (see address below), with proof of purchase, without proof of purchase no replacement will be provided.
3. VTech Electronics Europe plc will examine the product and if it is found to be defective due to faulty materials or workmanship, will replace the product at their discretion.
4. If the product covered by this warranty is damaged due to misuse, modification or unauthorised repair, or because of faulty batteries, battery discharge or incorrect electrical connections, then this warranty becomes void.
5. This warranty is personal to the original purchaser and is not transferable.
6. Breakages to the LCD screen are not covered by the warranty.
7. Returns to VTech Electronics Europe plc should include a cheque or postal order for £1.50 towards the cost of return postage and packaging.
8. Products returned to VTech Electronics Europe plc, should be addressed as follows and packed carefully to avoid damage in transit (Please do not include batteries or adaptor).
Please include details of the fault together with your name and address.

VTech Electronics Europe plc, c/o Tblogix Limited, 200 Milton Park, Abingdon, Oxon OX14 4TA

THIS WARRANTY IS OFFERED AS AN EXTRA BENEFIT AND DOES NOT AFFECT CONSUMERS' STATUTORY RIGHTS.

This warranty is valid for the UK and Eire only. For products purchased outside the UK and Eire, please contact your local distributor or place of purchase.

