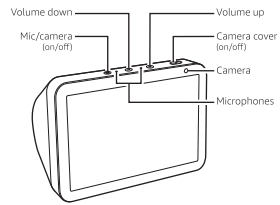


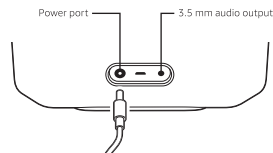
Getting to know your Echo Show 8



Also included: power adaptor

1. Plug in your Echo Show 8

Plug your Echo Show 8 into an electrical socket using the included power adaptor. In about a minute, the display will turn on and Alexa will greet you.



2. Set up your Echo Show 8

Follow the on-screen instruction to set up your Echo Show 8. During setup, you will connect your Echo Show 8 to the internet so you can access Amazon services. Please make sure you have your Wi-Fi password.



For help and troubleshooting, go to Help & Feedback in the Alexa app or visit www.amazon.com/devicesupport.

3. Getting started with your Echo Show 8

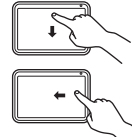
Interacting with your Echo Show 8

- To turn your Echo Show 8 on and off, press and hold the mic/camera button.
- To turn off the microphones and camera, press and release the mic/camera button. The LED will turn red.
- To close the camera, slide the built-in cover.
- You can use your Echo Show 8 via voice commands or using the touchscreen.

To change your settings

To access Settings, swipe down from the top of the screen, or say "Alexa, show Settings".

To access your shortcuts, swipe left from the right side of the screen.



Things to try with your Echo Show 8

Music & radio

Alexa, play music for cooking.
Alexa, what song is this?
Alexa, play rock music.

Smart home

Alexa, discover my devices.
Alexa, turn on the lights.
Alexa, what's the living room temperature?

Questions & answers

Alexa, who was the first man on the moon?
Alexa, when is sunset?

Timers, alarms & calendars

Alexa, set a 10-minute timer.
Alexa, remind me to water the plants.
Alexa, what's on my calendar today?

News & weather

Alexa, show me the news.
Alexa, show me the weather.

Some features may require customisation in the Alexa app, a separate subscription or an additional compatible smart home device.

For more examples, select Things to Try in the Alexa app.

Using the Amazon Alexa app

The Alexa app helps you get more out of your Echo Show 8. It's where you see an overview of your requests and manage your contacts, lists, news, music and settings.

Download and install the latest version of the app from your app store.

Designed to protect your privacy

Amazon designs Alexa and Echo devices with multiple layers of privacy protection. From microphone and camera controls to the ability to view and delete your voice recordings, you have transparency and control over your Alexa experience. To learn more about how Amazon protects your privacy, visit amazon.co.uk/alexa/privacy for UK and Ireland customers, or amazon.com.au/alexa/privacy for Australia and New Zealand customers.

Give us your feedback

Alexa will improve over time, with new features and ways to get things done. We want to hear about your experiences. Use the Alexa app to send us feedback or visit www.amazon.com/devicesupport.