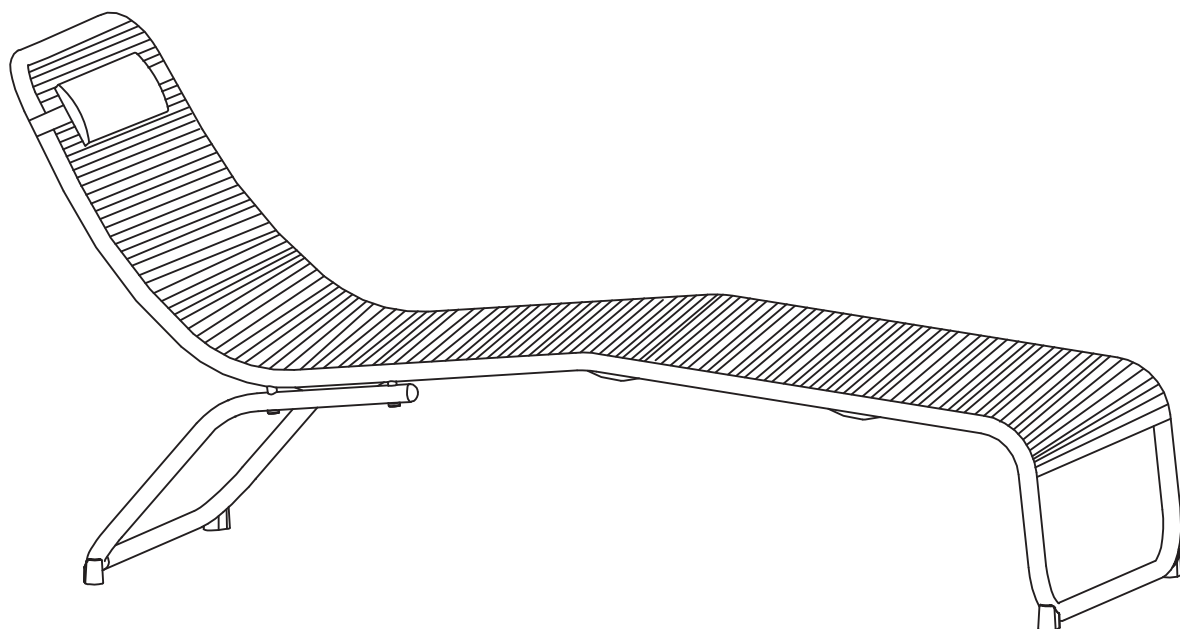





DELFINA-lounger habitat



Spare Parts

-  www.argos-support.co.uk
-  Help@ClickSpares.co.uk
-  0370 112 1928

Customer Support

-  0345 640 2020



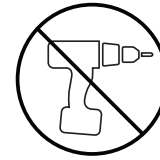
Safety and Care Advice

Product Details

336/5955

IMPORTANT, RETAIN FOR FUTURE REFERENCE: READ CAREFULLY.

- Keep children and animals away from the work area, small parts could choke if swallowed.
- Make sure you have enough space to layout the parts before starting.
- This product has been constructed to be used in the domestic environment only and not for commercial purposes.
- Assemble the item as close to its final position (in the same room) as possible.
- Assemble on a soft level surface to avoid damaging the unit or your floor.
- We do not recommend the use of power drill/drivers for inserting screws as this could damage the unit. Only use hand screwdrivers.
- Parts of the assembly will be easier with 2 people.
- Dispose of all packaging carefully and responsibly.



Care and maintenance

- Only clean using a damp cloth and mild detergent. Do not use abrasive cleaners.
- Use a dry cloth to clean the product, furniture polish is not recommended.
- From time to time check that there are no loose screws, nuts or bolts. If there are please re-tighten.
- This product should not be discarded with household waste. Take to your local authority waste disposal centre.

Glue safety - Take care when using glue, please follow the advice below

Skin contact: Remove contamination by washing with soap and water. procedure should also be followed prior to eating and drinking.

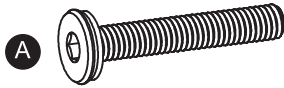
Eye contact: Rinse immediately with clean water for 15 minutes and seek medical advice.

If swallowed: Seek medical advice immediately.

Additional Guidance

- Assemble all parts and bolts loosely during assembly, only once the product is complete should you fully tighten the bolts.
- Regularly check and ensure that all bolts and fittings are tightend properly.
- Maximum user weight 110kg
- This product is compliant BS EN581-1; BS EN581-2

Fittings (Shown to scale)



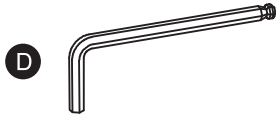
M6 x 45mm Screw x 4



Metal washer x 4



Plastic cap x 4




Allen key x 1

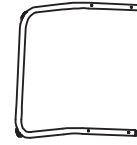


Foot cap x 4 (assembled)

Components - Parts



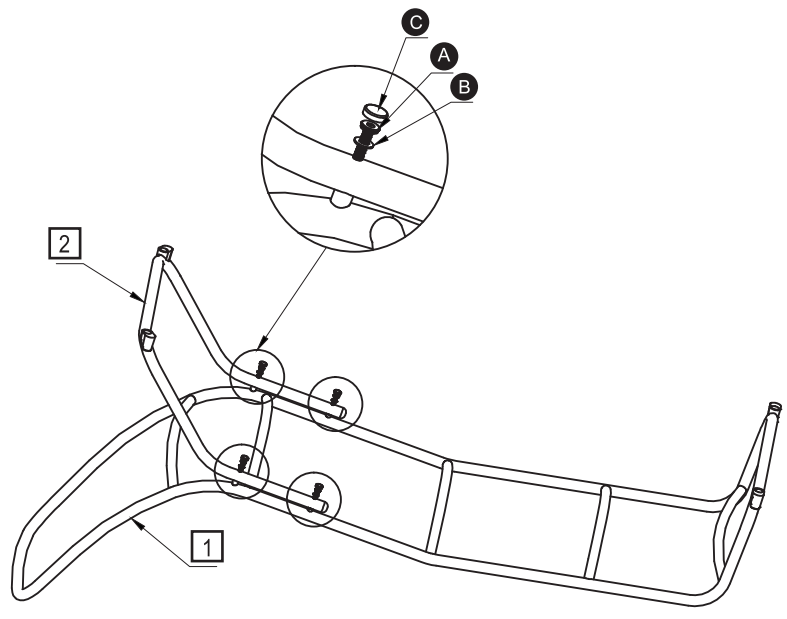
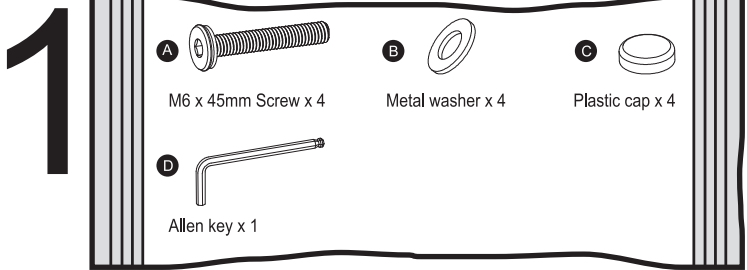
1 Lounger frame x 1



2 Lounger leg x 1



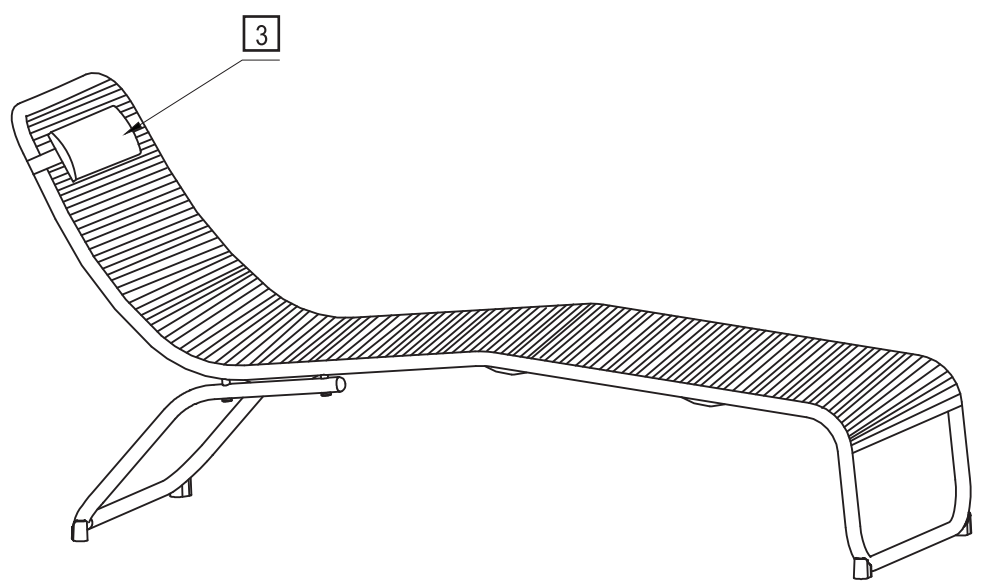
3 Pillow x 1



 Repeat x4

Important:
Do not fully tighten all screws until assembly is complete.

2



3

