

# 3 ways to fix

**Re Fix**  
aligns to old holes




**Screw Fix**  
to new holes



**Glue Fix**  
to most surfaces



## Re Fix - no drilling required



Remove old accessory.

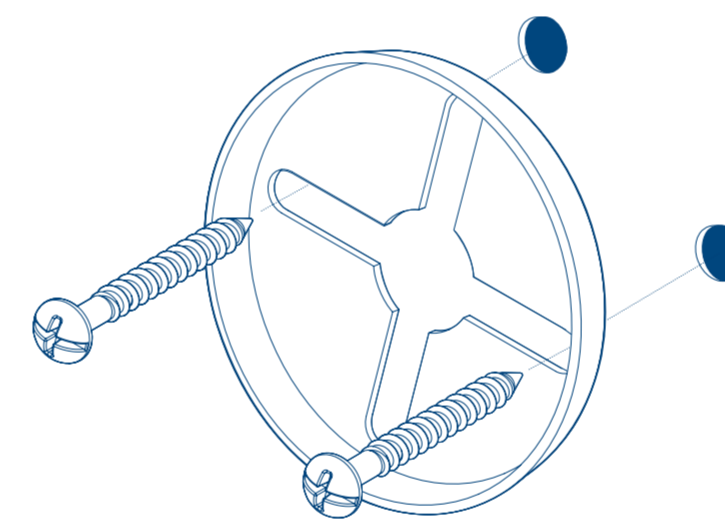


Use existing holes for new accessories.




Fix accessory in place.

## Screw Fix - drilling required




Drill new holes - no need for accurate drilling



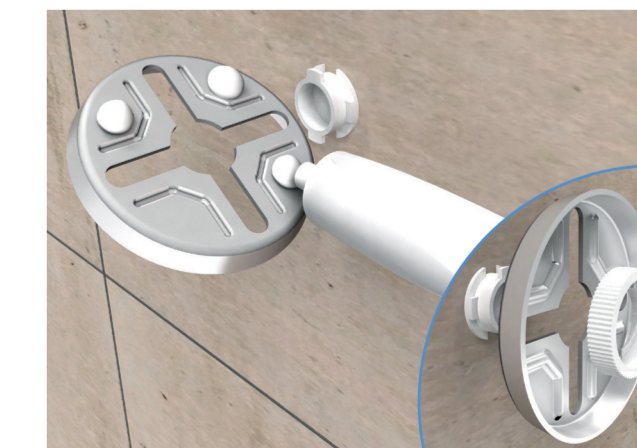
Screw 'X' plate to the wall Fix accessory in place



## Glue Fix - no drilling required



Positioned the alignment guide in desired location.



Apply Flexi-Fix adhesive to the wall plate.



Fix accessory in place.