

# RADLEY

## LONDON

### series 21 - getting started



Please take a few minutes to read through these instructions, they will help ensure you get the best from your smartwatch. You can also visit our website or scan this QR code for lots of helpful information and video guides. And of course, if you have any questions, please get in touch, we're here to help!



+44 (0)121 524 1400  
radleywatches@peershardy.co.uk

[www.radley.co.uk/smart-watches-instructions/](http://www.radley.co.uk/smart-watches-instructions/)

#### DOWNLOADING THE RADLEY LONDON App.



To download our app, search for the RADLEY LONDON App. or scan the appropriate QR code with your smart phone camera.

#### COMPATIBILITY

The RADLEY LONDON app will work on the following smartphones:

- Android (version 9.0 and above)
- Apple IOS (version 12.0 and above)

Please ensure the app is the latest version and have Bluetooth 5.0

#### CONNECTING BAND TO MOBILE PHONE

1. Enable Bluetooth on your smart phone.
2. Open the RADLEY LONDON App. on your smart phone.
3. Review and accept privacy policy.
4. Set your preferences and follow the set up guide.
6. To connect your watch, tap the green icon & select your watch from the list.
7. Allow permissions when prompted to gain full functionality of your watch.

#### DISCONNECTING YOUR SMART WATCH & PHONE

1. Open the RADLEY LONDON App. on your smart phone.
2. Tap disconnect device in Settings.
3. Forget your device on your smart phones Bluetooth settings.

#### HOW TO CHARGE

1. Please charge your smartwatch when it displays low battery warning.
2. Connect the charger to the back of the smartwatch via the 2 magnetic charge points at the bottom of the case.
3. Switch on power, charging will begin.
4. Please charge the band when it displays low battery.
5. A 2 hour charge time is sufficient to fully charge your smartwatch. Please take care not to overcharge.

#### OPERATION INTRODUCTION

- Press & hold the crown for 3+ seconds to turn your smartwatch ON or OFF.
- You can also tap the POWER OFF icon within the menus, confirm your selection when prompted and your smartwatch will switch off.

#### SELECTING YOUR DISPLAY



Your smartwatch has a number of our signature dials, to switch between them press & hold the screen and swipe left or right to view. Once you have selected your dial, tap to set. Alternatively, you can access your dials by tapping on the dial icon on the APP homepage.

#### SHORTCUTS



Do not disturb will turn off all reminders except alarms.



Tap on the 'About' to see the bluetooth address and software version of your smartwatch.



Screen brightness

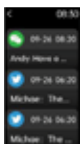


Settings



Turn off your smartwatch

#### NOTIFICATIONS



Swipe from left to right on the dial interface to view notifications such as incoming calls, text messages, WhatsApp, Facebook, X, etc., and delete them automatically after reading.

#### MENU SCREEN



When the watch face is displayed, swipe right on the watch face to enter and view the menu screen.


#### SPORTS



Tap the sport icon to enter 'multi sport mode'.



To end sport mode and save the sports data simply swipe right on the screen and press the stop icon.



A reminder will pop up when you have reached your set goal.

#### HEART RATE MONITOR



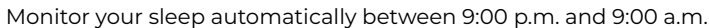
Tap this icon to monitor your current heart rate. To exit the heart rate monitor swipe right on the screen.

#### BLOOD OXYGEN MONITOR



Tap this icon to monitor your current blood oxygen level. To exit the blood oxygen monitor swipe right on the screen.

## SLEEP MONITOR



Display the weather when the smartwatch connected to RADLEY LONDON APP.

Take pictures remotely from your smart watch.

Turn on the sedentary reminder you've set in the RADLEY LONDON app. Your watch will vibrate to remind you to take a little exercise.

Click the music icon to enter the music playback control interface. You can select previous/next song, and play/pause music. From here you can also control the volume.

Do not wear your smartwatch whilst applying sprays or creams. Do not allow contact with any corrosive agent e.g. paint, solvents or adhesives, as this may affect the finish of the smartwatch. IP68 standard guarantees water resistance for 30 minutes up to a maximum water depth of 1.5 metres. We do not recommend our watches for use in saltwater. Always rinse your smartwatch after swimming.

Environmental conditions can affect the durability of your strap. Please treat it with care and limit exposure to direct heat or sunlight. Keep your watch dry and away from wet surfaces. Do not use chemical cleaners on your strap and avoid contact with cosmetic products, such as fake tan or perfumes. Light soiling can be cleaned using a weak soapy water solution on a barely damp soft cloth. Please be aware light coloured straps i.e. whites, creams and pastel colours, are prone to attract colour transfer from other surface materials and cosmetic substances. Please take care whilst wearing these products as discolouration of straps is not covered within the guarantee.

To keep your silicone strap looking good, clean it regularly with mild soap and water to remove any dirt, oils, lotions etc., ensuring the case of your smartwatch does not get wet. When you are not wearing your smartwatch, we recommend you store it in the gift box received with purchase.

**LEATHER WATCH STRAP**  
Radley watches use carefully selected leathers of the highest quality standards. Variations in the colour and grain are natural characteristics of the leather. Environmental conditions can affect the durability of your strap, please treat it with care and limit exposure to direct heat or sunlight. Keep your watch dry and away from wet surfaces. Do not use chemical cleaners on your strap and avoid contact with cosmetic products, such as fake tan or perfumes. Light soiling can be cleaned using a weak soapy water solution on a barely damp soft cloth. When you are not wearing your watch, we recommend you store it in the gift box received with purchase.

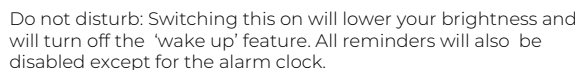
Take care to avoid bending the bracelet beyond the normal curvature of the wrist. It is recommended the watch be kept in the gift box when not in use. Avoid placing the watch under heavy objects or loose in a handbag.

Unlock the clamp by using an appropriate tool. Move the entire clasp to adjust length by sliding along the bracelet. Adjust the length while wearing the watch to make sure you get a good fit. Make sure the clasp locates into a moulded indent on back of the bracelet. Lock the clamp plate in position by pressing it into place using your thumb. **DO NOT** use the retaining bar to gain leverage as this will cause damage preventing the clasp to lock.

Smartwatches use multi-axis inertial sensors called accelerometers. These detect wrist movement in order to measure steps. However, some wrist actions whilst standing or sitting can mimic the arm movement of a step and can therefore falsely record steps. The step count recorded each day should be used as a guide only.

IP68 standard guarantees water resistance for 30 minutes up to a maximum water depth of 1.5 metres. We do not recommend our watches for use in saltwater. Always rinse your smartwatch after swimming.

Find phone: Find your smartphone as long as the watch and APP is connected (within 10m).



# RADLEY

## LONDON

### GUARANTEE

Quality and style are at the heart of what we do. RADLEY certifies this smartwatch is produced using premium materials and is fully tested before leaving our manufacturing centre.

Your RADLEY smartwatch is guaranteed against any defective parts and construction for 2 years from the date of purchase. Your guarantee is only valid if you present your original receipt when returning the item. This guarantee provides you with rights in addition to your consumer statutory rights and therefore does not limit your statutory rights. Please note this guarantee does not cover lenses, bands, straps or bracelets, water penetration or batteries. Additionally, breakages caused by accident or maltreatment are not covered.

All products should be returned to: PH Services, Precision House, Unit 4, Starley Way, Solihull, B37 7GN.  
Please contact us before sending in your product and we'll guide you through the process.

### CONTACT US

If you require any further assistance using your RADLEY smartwatch or our RADLEY LONDON App we are here to help!

You can also contact the RADLEY customer service team Monday to Friday, 9AM to 4PM on:

 +44 (0) 121 524 1400  [radleywatches@peersh Hardy.co.uk](mailto:radleywatches@peersh Hardy.co.uk)

There is also lots of information on our website <https://www.radley.co.uk/smart-watches-instructions/> that you may find helpful.

### PRIVACY POLICY

Please check <https://www.radley.co.uk/smartwatchprivacypolicy/> to view our privacy policy. Please remember to check for updates periodically.

### IMPORTANT SAFETY INFORMATION - BEFORE USING THE PRODUCT, PLEASE FAMILIARISE YOURSELF WITH ALL OF THE SAFETY INFORMATION AND INSTRUCTIONS FOR USE!

**BATTERY WARNINGS** Do not attempt to replace the battery, open the device enclosure or disassemble your RADLEY product. Doing so can result in a safety hazard · The integrated rechargeable battery cannot be removed or replaced · Substances within RADLEY smartwatch battery may harm the environment or cause injury if handled or disposed of improperly. In the unlikely event of contact with battery acid, thoroughly flush the affected area with plenty of clean water and seek IMMEDIATE medical attention · When the battery is fully charged disconnect from charger, DO NOT exceed 2 hour charge time.

**DEVICE WARNINGS** This is a Class A product. In a domestic environment, this product may cause radio interference. In which case the user may be required to take adequate measures · Ensure your smartwatch correctly engages with the charging contacts · Before each use, please check the product for damage, do not use if the product is damaged · This is not a toy, children should not play with this product · Never attempt to open your smartwatch, this may result in danger · Protect the product from strong impacts, vibrations, direct sunlight and dirt · Do not place heavy objects on the product · Do not exert pressure on the product · Avoid strong magnetic fields e.g. loudspeakers · Salt and thermal water can lead to the corrosion of metal parts. Remove the product before using saunas as the temperature difference can cause condensation · Do not operate the product near heat sources e.g. radiators or other devices emitting heat. Do not cover the product during operation or charging · Never use the product on aeroplanes, in hospitals, service rooms, or near medical electronic systems. The wireless signals transmitted could impact the functionality of sensitive electronics · Do not use your RADLEY product if the display is cracked · Do not expose your RADLEY product to extremely high or low temperatures · Do not use abrasive cleaners to clean your RADLEY product · Remove your RADLEY product immediately if it feels warm or hot · Do not attempt to wear or operate your RADLEY product whilst charging · Do not charge your RADLEY product if wet · Do not check notifications or other applications on the products display while driving or in other situations where distractions could be hazardous. Always be aware of your surroundings when using RADLEY products and services · Ensure your smartwatch is removed at regular intervals for gentle cleaning.

**HEALTH WARNINGS** RADLEY smartwatches contain components that emit electromagnetic fields, with some of the models containing a magnetic charging dock, please be aware that these models contain magnets. These electromagnetic fields and magnets may interfere with medical devices, such as pacemakers and implanted defibrillators. Please consult your doctor and medical device manufacturer if you use any medical device before using a RADLEY smartwatch · The RADLEY heart rate monitor is designed for recreational use only, it is not intended for any medical use such as diagnosing or monitoring any medical conditions · The RADLEY heart rate monitor periodically emits flashing lights, please consult your doctor before use if you have epilepsy or similar conditions · The RADLEY heart rate monitor usually provides an accurate estimate of your heart rate, but the reading can be affected by factors such as fit of the smartwatch, the physical characteristics of the wearer and the intensity of the activity · Your RADLEY smartwatch will help calculate distances covered and calories burned during training. Please consult a doctor before starting new exercise regimes · RADLEY smartwatches contain sensors to track your movement to closely estimate your activity, sleep, calories used etc. These close estimations are not always fully accurate · Some wearers may suffer skin irritation if the smartwatch is worn for prolonged periods. Sensitive skin, skin allergies and medication could contribute to the irritation incurred and should be considered before use. If you notice any irritation you should remove your smartwatch. To help prevent any irritation please ensure the smartwatch is removed regularly for cleaning & do not over-tighten on your wrist · We recommend you remove your smartwatch each day for gentle cleaning.

In the case of material damage or personal injury caused by incorrect handling or non-compliance with the safety instructions, no liability can be accepted by RADLEY. If you have any questions or concerns, please contact us, you'll find our contact details on this leaflet.

**DECLARATION OF CONFORMITY** - To view our declaration of conformity certificates, or If you have any questions or concerns, please contact us, you'll find our contact details above.

Manufactured by: Peers Hardy UK Ltd, Precision House, Starley Way, Birmingham Business Park, Bickenhill Lane, Solihull, B37 7GN, UK.  
EU Address, Peers Hardy UK LTD, C/O Global E-commerce Experts, Rijnlanderweg 766, Unit H, 2132 NM, Hoofddorp, Netherlands.

**DISPOSAL OF GOODS** · The crossed out wheellie bin symbol is to remind you that waste electrical products, batteries and accumulators should not be disposed of in household waste. If you are unable to reuse or recycle your article it should be disposed of at a civic amenity site or a local authority recycling facility.

- Do not dispose of your RADLEY product within household waste.
- Disposal of your RADLEY packaging and product should be done in accordance with local regulations.
- Batteries are not to be disposed of in municipal waste & require separate collection.

