

N 50, Built-in oven, 60 x 60 cm, Graphite-Grey
B6ACH7HGOB



COOKING PASSION SINCE 1877



Built-in Slide&Hide® oven with fixed handle - unrestricted access to the oven interior thanks to the fully retracting oven door

- ✓ Hide® – The fully retracting oven door.
- ✓ CircoTherm® – Smart hot-air solution that lets you bake on up to three levels at once.
- ✓ Dual cleaning options: Pyrolytic cleaning programmes - just let the oven interior clean itself. EasyClean - the quick and easy option for day to day maintenance.
- ✓ LCD-Display – simple, straightforward with large characters for clear reading
- ✓ Home Connect – Unleash your creativity via app.

Features

Technical Data

Gross weight : 42.6 kg
 Color / Material Front : Graphite
 Construction type : Built-in
 Integrated Cleaning system : Pyrolytic+Hydrolytic
 Min. required niche size for installation (HxWxD) : 585-595 x 560-568 x 550 mm
 Dimensions : 595 x 594 x 548 mm
 Dimensions of the packed product (HxWxD) : 675 x 690 x 660 mm
 Control Panel Material : Glass
 Door Material : Glass
 Net weight : 40.0 kg
 Usable volume of cavity : 71 l
 Cooking method : Bottom heat, Bread Baking Setting, Conventional heat, Full width grill, Hot Air, Hotair gentle, Hot air grilling, Pizza setting
 First cavity material : Other
 Number of interior lights : 1
 Length of electrical supply cord : 120.0 cm
 Interior Lights - cavity 1 : 1
 Ease of access : Clip rails
 Clock function : Alarm, Off, On
 Included accessories : 1 x universal pan, 2 x combination grid
 Broil Element Wattages cavity 1 : 2800 W
 Convection Element Wattages cavity 1 : 1600 W
 Energy efficiency rating : A
 Energy consumption per cycle conventional (2010/30/EC) : 1.04 kWh/cycle
 Energy consumption per cycle forced air convection (2010/30/EC) : 0.81 kWh/cycle
 Energy efficiency index (2010/30/EC) : 95.3 %
 Connection rating : 2990 W
 Fuse protection : 13 A
 Voltage : 220-240 V
 Frequency : 50; 60 Hz
 Plug type : no plug (electrical connection by electrician)
 Color / Material Front : Graphite
 Energy input : Electric
 Required cutout/niche size for installation (in) : x x
 Dimensions of the packed product : 26.57 x 25.98 x 27.16
 Net weight : 88.000 lbs
 Gross weight : 94.000 lbs
 Length of electrical supply cord : 120.0 cm
 Net weight : 40.0 kg
 Included accessories : 1 x universal pan, 2 x combination grid

Included accessories

1 x universal pan, 2 x combination grid

Optional accessories

Z11AB15A0 : Baking tray, non-stick ceramic coated , Z11AU15A0 : , Z11CB10E0 : Baking tray, grey enamelled , Z11CR10X0 : Baking and roasting grid (standard) , Z11CU10E0 : , Z11GT10X3 : Glass roasting dish, 5,4l , Z11TE25X0 : , Z11TF25X0 : , Z11TF36X0 : 3 level telescopic rails, full ext , Z11T115X0 : Cliprails , Z11TJ25X0 : , Z11TJ35X0 : , Z1352X0 : , Z13CR10X0 : Baking and roasting grid (steam) , Z13CV05S0 : Cover Strip , Z1913X0 : Baking Stone , Z19DD10X0 : Steam set for ovens



Features

Design

- Graphite-Grey Edition
- Elongated designed dials, Retractable control dials, Bevelled oval controls
- Cavity inner surface: enamel grey
- LCD-Display Control (white)
- Electronic clock timer
- Slide&Hide® with fixed handle
- Bar handle
- 4 shelf positions

Features

- Temperature proposal
Actual temperature display Heating up indicator Automatic start
- Rapid heat
- Interior halogen light, On/off button
- Cooling fan
- Stainless-steel fan
- Info button
- HomeConnect ready on WLAN
- Door lock during pyrolytic cleaning
Control panel lock Automatic safety switch off Residual heat indicator Door contact switch

Cleaning

- Pyrolytic cleaning
- EasyClean
- Full glass inner door

Programmes/functions

- Oven with 8 cooking functions; 8 cooking functions: heating methods: CircoTherm®, Top/bottom heat, Circo-roasting, Full surface grill, CircoTherm® intensive, Bread baking, Bottom heat, CircoTherm® gentle
- Temperature range 30 °C - 275 °C

Accessories

- 1 Clip rail, Stop function
- 1 x universal pan, 2 x combination grid

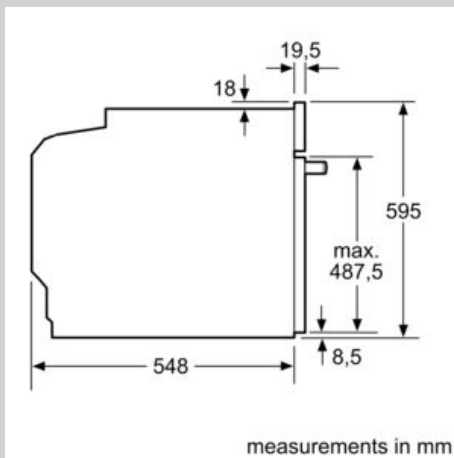
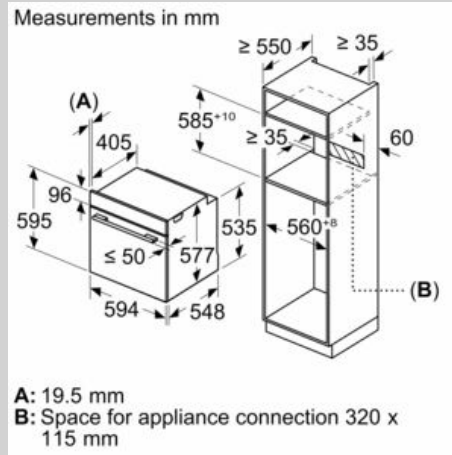
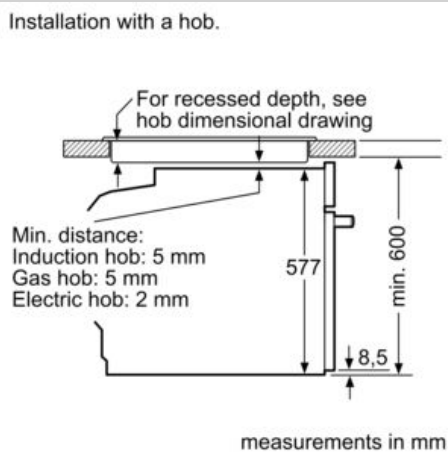
Technical information

- Cavity volume: 71 litre
- 120 cm Cable length
- Nominal voltage: 220 - 240 V
- Total connected load electric: 2.99 KW
- Energy efficiency rating (acc. EU Nr. 65/2014): A
Energy consumption per cycle in conventional mode: 1.04 kWh
Energy consumption per cycle in fan-forced convection mode: 0.81 kWh
Number of cavities: Main cavity Heat source: electrical Cavity volume: 71 litre

Performance/technical information

- Appliance dimension (hxwxh): 595 mm x 594 mm x 548 mm
- Niche dimension (hxwxh): 585 mm - 595 mm x 560 mm - 568 mm x 550 mm
- Please refer to the dimensions provided in the installation manual
- We recommend you to choose complementary products within N50, in order to assure an optimal design combination of your Built-In appliances.

Dimensioned drawings



If the appliance will be installed underneath a hob, the following worktop thicknesses (including substructure if necessary) must be taken into account.

Hob type	min. worktop thickness	
	fitted	flush
Induction hob	37 mm	38 mm
Full surface Induction hob	47 mm	48 mm
Gas hob	30 mm	38 mm
Electric hob	27 mm	30 mm

