

Numatic  
INTERNATIONAL

# Owner Instructions



CAUTION

Read instructions before using the machine

# Henry

Xtra

HVX 160-11



[www.numatic.com](http://www.numatic.com)




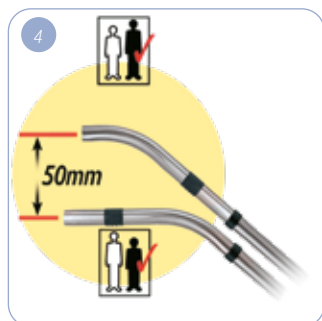

## Data

Drum Size	Cleaning Range	Weight (Ready to work)	Sound Pressure (LpA) Uncertainty (KpA)
6 L	26.1 m	7.5 kg	64 dB (A) 0.5 dB
Protection Class		Size	
Class II		320 mm x 340 mm x 345 mm	

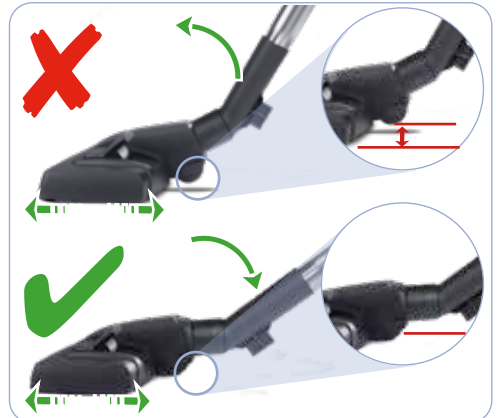

## Kit XS 0



## Assembly



# Using your machine



# Cleaning the machine



## Wand docking



## Tool tidy



## Cleaning the tool head



## Fitting the Face




## Removing the Face



**Rating Label**

- 1 Voltage / Supply
- 2 Frequency
- 3 Rated Input Power
- 4 Weight (ready to work)
- 5 Company Name & Address
- 6 Model
- 7 Machine yr/wk Serial number
- 8 WEEE Logo
- 9 Protection Class 2 Symbol
- 10 CE Mark



**PPE** (personal protective equipment). That may be required for certain operations.

Ear Protection	Safety Footwear	Head Protection	Safety Gloves	
				Caution Floor Sign
Eye Protection	Protective Clothing	Dust / Allergens Protection	Hi Viz Jacket	

**NOTE:** A risk assessment should be conducted to determine which PPE should be worn.

**WEEE Legislation (Waste, Electrical and Electronic Equipment)**

Vacuum cleaner, accessories and packaging should be sorted for environmentally - friendly recycling.

**(Only for EU Countries)**

Do not dispose of vacuum cleaner into household waste! According to the European Directive 2012/19/EU on waste electrical and electronic equipment and its incorporation into national law.

Vacuum cleaners that are no longer suitable for use must be separately collected and sent for recovery in an environmentally - friendly manner.



Failure to rectify the problem or in the event of a breakdown contact your Numatic dealer or the Numatic Technical helpline +44 (0)1460 269268

**Daily**

- Keep the machine clean, including hoses and tubes.
- Ensure the bag and filter are fitted.
- Regularly examine the power cord.
- Check dust bag frequently.
- Check filters are clean.

**Weekly - as daily and:-**

Check for any worn or damaged parts and replace immediately.

**MAINTENANCE**

**Safety Critical Components**

**Mains leads:**

HO5-V2V2-F 10m x 2 Core x 0.75 mm<sup>2</sup>

**GB**

## Information for DRY use Vacuum cleaners

### WARNING

Read the instruction manual before using the machine.

Operators shall be adequately instructed on the use of their machine.

As with all electrical equipment, care and attention must be exercised at all times during use, in addition to ensuring that routine and preventative maintenance is carried out periodically to ensure safe operation.

Failure to carry out maintenance as necessary, including the replacement of parts to the correct standard could render this equipment unsafe and the manufacturer can accept no responsibility in this respect. Maintenance should only be carried out by a qualified person.

This machine is for DRY USE only and must not be stored outside or used in wet conditions.

The machine shall be disconnected from the mains by removing the plug from the supply socket during cleaning or maintenance and when replacing parts or converting the machine to another function.

This machine is not to be used by children or persons with reduced physical, sensory or mental capabilities, or lack of experience or knowledge.

This appliance is intended to be cleaned and maintained by an adult.

Children being supervised are not to play with the machine.

This machine is not a toy.

This machine is not suitable for picking up hazardous or explosive dust.

Contact your local distributor if you require a machine capable of performing these tasks.

### CAUTION

Ensure that the filtration system fitted to the machine is suitable for the material being collected.

This vacuum cleaner is intended for indoor use in the collection of dry materials.

This machine should be stored indoors only.

### NOTES

The primary use for this machine is commercial, for example in hotels, schools, hospitals, factories, shops and offices.

This product complies with the requirements of clause 20 of IEC/EN 60335-2-69 Stability and Mechanical Hazards.

This vacuum cleaner is fitted with a thermal protection device. If the vacuum cleaner stops working, remove the plug from the wall before investigating where the fault lies.

If the vacuum cleaner has a blockage, switch off, remove the plug from the socket, inspect the floor tool, tubes and hose for debris. If the floor tool, tubes and hose are clear, replace the dust bag and clean the filter.

The vacuum cleaner should be inspected after use for damage.

The vacuum cleaner should be stored in a dry place.

### DO

- Keep your machine clean including hoses and tubes.
- Change dust bag frequently.
- Keep filters clean.
- Keep diffuser filter (where fitted) clean.
- Use filter bags, they will enhance performance and help keep machine clean.
- Use a Numatic Original filter bag under fine dust conditions.
- Keep hoses and tubes clear.
- Replace any worn or damaged parts immediately.
- Only use the socket outlet on the machine for purposes specified in the instructions.
- Only use the brushes provided with the machine. The use of other brushes may impair safety.
- Regularly examine the power cord. If damage is found such as cracking or ageing the power cord must be replaced by a qualified person.
- Only replace the power cord with the correct Numatic approved replacement part.

### DO NOT

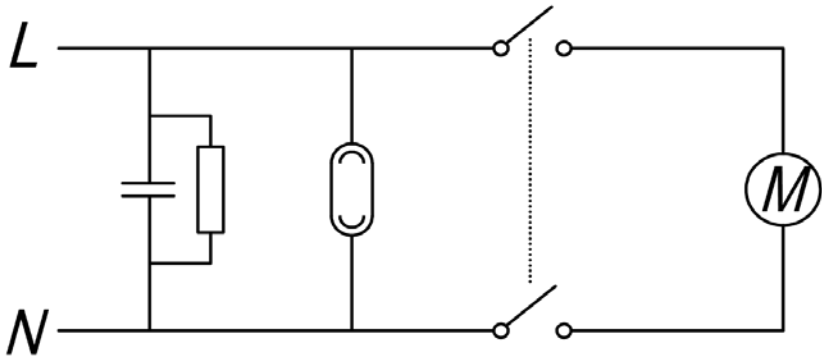
- Pull on the cable to unplug the machine from the power supply.
- Use to suck up hot ashes or lighted cigarette ends.
- Use steam cleaners or pressure washers to clean the machine or use in the rain.
- Immerse in water for cleaning.
- Attempt machine maintenance or cleaning unless the power supply plug has been removed from the supply outlet.
- Use in wet environments or to collect wet materials.
- Under any circumstances place foreign objects including (but not limited to) air fresheners, air freshener capsules or scented beads of any type into the top filter of the machine. Doing so can be dangerous and risk damage to the machine and may invalidate the machine warranty.




## Replacement parts

TriTex Filter	
901607	11 " TriTex Filter
HepaFlo Dust Bags	
909291	NVM 1CH (Pack of 3)
907076	NVM 1CH (Pack of 5)
907075	NVM 1CH (Pack of 10)

## Schematic diagram



<p>EU, EC, EL, UE, ES:  <b>Declaration of Conformity</b>          Prohlášení o shodě          Konformitätserklärung          Overensstemmelseserklæring          Declaración de conformidad          Vastavusdeklaratsioon          Déclaration de conformité</p>	<p>Декларация за съответствие          Δήλωση συμμόρφωσης          Megfelelőségi nyilatkozat          Dichiarazione di conformità          Atikties deklaracija          Conformiteitsverklaring          Samsvarserklæring          Declaração de conformidade</p>	<p>Declaracja zgodności          Declaratie de conformitate          Декларация о соответствии          Försäkran om överensstämmelse          Izjava o skladnosti          Vaatimustenmukaisuusvakuutus</p>
<p><b>Manufacturer:</b> / Výrobce / Hersteller / Fabrikant / Fabricante / Tootja          / Fabricant / производитель / Κατασκευαστής / Gyártó / Fabbricante          / Gamintojas / Fabrikant / Produzent / Fabricante / Producent /          Producător / производитель / Tillverkare / Proizvajalca / Valmistaja:</p>	<p>Numatic International Limited          Chard          Somerset          TA20 2GB          www.numatic.co.uk</p>	
<p><b>Product:</b> / Produkt / Produk / Produkt / Producto, Toode, Produit /          Продукт / Προϊόν / Termék / Prodotto / Produkta / Artikel / Produkt          / Produtos / Produkt / Produs / товар / Produkt / Izdelka / Tuote:</p>	<p>HVR, HVN, NVR, NSR, VNR, HET, NRV, EVR, HVX, HMR,          HHR, HVC, HEC, HEP, HRP, HDK, HLX, PET, PEH, HRR, HVT,          PCH, HPC</p>	
<p><b>Description:</b> / Popis / Beschreibung / Beskrivelse / Descripción /          Kirjeldus / La description / Описание / Περιγραφή / Leírás /          Descrizione / Apibudinimas / Omschrijving / Beskrivelse / Descrição /          Opis / Descriere / Описание / Beskriving / Opis / Kuvaus:</p>	<p>Vacuum Cleaner – Commercial – Dry</p>	
<p><b>GB</b> We, Numatic hereby declare under our sole responsibility, that the above-mentioned product(s) is/are in conformity with the following directives and standards.</p> <p><b>CZ</b> My, Numatic prohlašujeme na svou výlučnou odpovědnost, že výše uvedený výrobek je ve shodě s následujícími směrnici a normami.</p> <p><b>DE</b> Wir, Numatic erklären in alleiniger Verantwortung, dass das oben genannte Produkt den folgenden Richtlinien und Normen entspricht.</p> <p><b>DK</b> Vi, Numatic erklærer hermed under eget ansvar at ovennævnte produkt(er) er i overensstemmelse med følgende direktiver og standarder.</p> <p><b>ES</b> Nosotros, Numatic declaramos bajo nuestra única responsabilidad que el producto antes mencionado está en conformidad con las siguientes directivas y normas</p> <p><b>EE</b> Meie, Numatic Käesolevaga kinnitame ja kanname ainuiskulist vastutust, et eespool nimetatud toode on kooskõlas järgmistega direktiivide ja</p> <p><b>FR</b> Numatic déclare sous notre seule responsabilité que le produit mentionné ci-dessus est conforme aux directives et normes suivantes.</p>	<p><b>BG</b> Ние, Numatic с настоящото декларираме на своя лична отговорност, че посочените по-горе продукти е в съответствие със следните директиви и стандарти.</p> <p><b>GR</b> Εμείς, Numatic δηλώνουμε με αποκλειστική μας ευθύνη, ότι το προαναφερόμενο προϊόν συμμορφώνεται με τις ακόλουθες οδηγίες και πρότυπα.</p> <p><b>HU</b> Mi, Numatic kijelentjük, egyedül felelősséggel, hogy a fent említett termék megfelel az alábbi irányelveknek és szabványoknak</p> <p><b>IT</b> Noi, Numatic dichiara sotto la propria responsabilità, che il prodotto di cui sopra è conforme alle seguenti direttive e norme.</p> <p><b>LT</b> Mes, "Numatic pareiški vienašališkos atsakomybės, kad pirmiau minėtas produktas atitinka šias direktyvas ir standartus</p> <p><b>NL</b> We verklaren Numatic hierbij op eigen verantwoordelijkheid, dat het bovengenoemde product voldoet aan de volgende richtlijnen en normen</p> <p><b>NO</b> Vi, Numatic erklærer herved under eget ansvar, at det ovennevnte produktet er i samsvar med følgende direktiver og standarder</p>	<p><b>PT</b> Nós, a Numatic declaramos, sob nossa exclusiva responsabilidade, que o produto acima mencionado está em conformidade com as diretrizes e normas a seguir.</p> <p><b>PL</b> My, Numatic Niniejszym oświadczamy z pełną odpowiedzialnością, że wyżej wymieniony produkt jest zgodny z następującymi dyrektywami i normami.</p> <p><b>RO</b> Noi, Numatic Prin prezenta declaram pe propria raspundere, ca produsul mai sus mentionat este in conformitate cu urmatoarele standarde si directive.</p> <p><b>RU</b> Мы, Нилфэтик с оим изьявляем под луюм одговороушл, да наведеног проиуде из складу са следенди директивана и стандардина.</p> <p><b>SE</b> Vi Numatic förklarar härmed under eget ansvar att ovan nämnda produkt överensstämmer med följande direktiv och normer.</p> <p><b>SI</b> Mi, Numatic izjavljamo s polno odgovornostjo, da je zgoraj omenjeni izdelek v skladu z naslednjimi smernicami in standardi.</p> <p><b>FI</b> Me, Numatic täten vakuutamme omalla vastuulla, että edellä mainittu tuote on yhdenmukainen seuraavien direktiivien ja standardien mukaisesti</p>
2006/42/EC	Machinery Directive	EN60335-1:2012 + AC:2014 + A11:2014 EN60335-2-69:2012 EN62233:2008
2014/30/EU	EMC Directive	EN55014-1:2006 + A1:2009 + A2:2011 EN55014-2:1997 + A1:2001 + A2:2008 EN61000-3-2:2014 EN61000-3-3:2013
2009/125/EC EU/666/2013	Ecodesign Requirements for Vacuum Cleaners	
2011/65/EU	RoHS Directive	

Authorised Signatory: Mr. Allyn Boyes

Position: Development Manager

Signed:



Date: 21<sup>st</sup> Jan 2019

Numatic International Limited

Chard,

Somerset, TA20 2GB, UK

# Numatic International Warranty

Numatic International Limited warrant to the original purchaser that its products are free of defects in both material or workmanship for the period shown below:-

Homecare and Cleancare Vacuum cleaners.....	2 Years
Rotary Floor Machines.....	2 Years
Twintec Auto Scrubber Dryer.....	1 Year
Vario Ride-On Scrubber Dryer.....	1 Year / 1500 hours
Mopping, Compacts, Combi and Servocare Products.....	1 Year
Individual Accessories and Spare Parts.....	6 Months

*Note: This warranty expressly excludes consumable parts such as carbon brushes, floor brushes, mops, batteries etc, that are considered replaceable from time to time during the normal working life of the machine.*

*Using non Numatic dustbags can be detrimental to both machine performance and life and may invalidate the Warranty.*

*A. The warranty period commences from the date the goods are purchased.*

*B. All warranty claims must be processed through the Dealer from whom the equipment was purchased. The Dealer will co-operate with the purchaser throughout the warranty claims procedure and will arrange any necessary repairs using genuine Numatic parts.*

*C. If the original Dealer is no longer able to fulfil his obligations please contact Numatic International Limited with full details of the claim and proof of purchase so that this may be processed without delay.*

*D. Any warranty claim can only relate to the specific part that is proven to be at fault and for which a replacement will be supplied but cannot be extended to constitute a claim against the complete machine.*

*E. Numatic International will supply the Dealer with any warranty parts required, subject to the claim being validated, after return of the faulty items in accordance with Numatic International Limited's General Conditions of Sale.*

*F. Claims will not be accepted if they are the result of fair wear and tear, misuse or abuse of any kind.*

*G. No replacement will be given unless the appropriate evidence of the validity of the claim has been provided to the satisfaction of Numatic International Limited.*

*H. Numatic International Limited reserve the right to charge for any unnecessary work carried out as a result of an invalid claim.*

*I. No variation to this warranty may be made or implied by any member of Numatic International Limited or its Dealers unless such variation is in writing and authorised by the Company*



Numatic International Limited. Chard, Somerset, TA20 2GB

Telephone: 01460 68600 Fax: 01460 68458

© Numatic International Limited

**Henry**  
Xtra



Numatic International Limited, Chard, Somerset, TA20  
2GB

Telephone: 01460 68600

Fax: 01460 68458

UNITED KINGDOM: [www.numatic.co.uk](http://www.numatic.co.uk)

FRANCE: [www.numatic.fr](http://www.numatic.fr)

PORTUGAL: [www.numatic.pt](http://www.numatic.pt)

GERMANY: [www.numatic.de](http://www.numatic.de)

NETHERLANDS: [www.numatic.nl](http://www.numatic.nl)

SWITZERLAND: [www.numatic.ch](http://www.numatic.ch)

SOUTH AFRICA: [www.numatic.co.za](http://www.numatic.co.za)

SPAIN: [www.numatic.es](http://www.numatic.es)

*Specification subject to change without prior notice*

*[www.numatic.com](http://www.numatic.com) © Numatic International Limited*

908408 12/19 (A05)