



Instruction Guide and 2 Year Guarantee

M02

SELF-WINDING (AUTOMATIC) DAY/DATE WATCH:

TIME SETTING:

- Pull S1 out to position 'C' and advance hands to correct time (AM/PM).
- Return S1 to position 'A'.

DAY/DATE SETTING:

- Pull S1 out to position 'B'.
- Turn anti-clockwise to set correct date.
- Turn clockwise to set correct day.
- Return S1 to position 'A'.

NOTE: Do not operate this function between 9.00pm and 6.00am as date change cycle is in progress.

Please note that at the end of months with less than 31 days, the date must be set manually.



Congratulations on purchasing a Sekonda mechanical watch. This watch is styled and crafted using traditional techniques and mechanisms. Please ensure that this delicate timepiece is handled with care to ensure years of trouble free service.

SERVICE AND REPAIRS

Your SEKONDA watch is guaranteed against defects in materials and workmanship for a period of 2 years from the date of purchase. During this period, we will exchange or repair, at our discretion, any defective components.

IMPORTANT – Not covered by Guarantee

1. Straps and bracelets.
2. Damage caused by accident, misuse or lack of care.
3. Water penetration except in watches marked as "Water Resistant".

SERVICING AND REPAIRS UNDER GUARANTEE

Please post your watch, together with the Retailer's Sales Receipt or Proof of Purchase, the completed Guarantee slip, and a brief note to explain the nature of the fault, by Registered Post or Recorded Delivery to the address shown. Do not send the presentation box as this will not be returned.

SERVICING AND REPAIRS OUTSIDE OF GUARANTEE

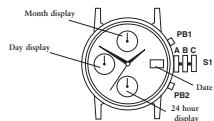
Available at a reasonable charge after an estimate has been sent by SEKONDA. Send your watch to us by Registered Post or Recorded Delivery to the address shown.

Important Note

It is important to identify your watch correctly.

If, after reading this Instruction Guide, you have any further questions regarding the use, operation or adjustment of your watch, please call us during office hours on 0116 288 2500.

SELF-WINDING (AUTOMATIC) MONTH, DAY, DATE & 24 HOUR DISPLAY WATCH:



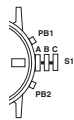
WINDING THE MOVEMENT:

When S1 is in the normal position 'A' the movement can be wound by hand. A few turns will start the movement running, but it is advisable to wind the movement fully by turning S1 clockwise for approximately 20 times. The movement then has a power reserve of about 30 hours after the watch is removed from the wrist. The movement of the wrist will ensure that the watch remains wound whilst in use.

SETTING THE TIME:

- Pull S1 out to position 'C'
- Turn S1 ANTI-clockwise.
- Continue to turn until the hands show the correct time.
- Return S1 to position 'A'.

NB: When setting the time the 24 hour display advances in conjunction with the hands, i.e. 12 Midnight = 24.00 hours.



WATER RESISTANCY

If your watch is water resistant, it will clearly state "Water Resistant" or have a static water pressure indication (eg "30/50/100 metres") on the dial and/or case back.

If it is NOT marked as water resistant, it should not be allowed to come into contact with water or be worn in conditions that could expose it to moisture (eg washing, heavy rain etc). Certain chemicals in water may damage the watch seals. To maintain its water resistance, we recommend that your watch is serviced and re-sealed at least every 12 months by SEKONDA.

IMPORTANT Buttons must not be operated while in contact with water.

WATER RESISTANT or RESISTANT TO 30 METRES

Suitable for normal everyday use and will resist exposure to splashes and rain; it is NOT designed to be used while bathing or swimming.

WATER RESISTANT TO 50 METRES

As 30 metres plus bathing or swimming.

WATER RESISTANT TO 100 METRES

As 50 metres plus poolside diving and snorkelling, but NOT highboard or scuba diving.

OPERATING AND ADJUSTING YOUR WATCH:

Important Note: Other than for self-winding (automatic) watches, mechanical watches should be fully (re-) wound every 24 hours.

WINDING:

To be fully functional, self winding watches need to be worn on a daily basis as once removed from the wrist the movement will need re-winding after a period of approx. 30 hours.

ACCURACY:

The precision of self-winding mechanical watches cannot be compared with the extreme accuracy of battery powered quartz watches. Daily variations of up to 30 seconds cannot be avoided and can accordingly add up over a period of days. We suggest you reset the time on a regular basis.

MECHANICAL DATE & NON-DATE:

WINDING UP:

- With S1 in position 'A' turn clockwise until fully wound.

TIME SETTING: NON-DATE:

- Pull S1 out to position 'B'.
- Turn S1 to advance hands.
- Return S1 to position 'A'.

MECHANICAL DATE WATCH:

DATE AND TIME SETTING:

- Pull S1 out to position "B" and advance hands until date changes.
- Turn hands back to 8 o'clock.
- Repeat until correct date shown.
- When correct date is shown, advance hands to correct time.
- Return S1 to position 'A'.



MECHANICAL 'TWO-EYE' DAY & DATE WATCH:

To start, turn the S1 clockwise a few turns. The movement of the wrist will ensure that the watch remains wound whilst in use.

TIME SETTING:

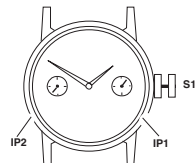
- Pull S1 out to position 'B'
- Turn S1 to advance hands.
- Return S1 to position 'A'.

DATE SETTING:

- Using the tip of a ballpoint pen or similar item,
- Push the centre of the (Internal Pusher) IP1 to advance the hand to the correct date.

DAY CHANGE:

- Using the tip of a ballpoint pen or similar item,
- Push the centre of the (Internal Pusher) IP2 to advance the hand to the correct day.



Guarantee

Block Capitals

Name

Address

Post Code

Day time Phone

For free bracelet adjusting service, return the watch to the address below.

For maximum protection, please keep your watch in its presentation box when not in use.

T.P. (UK) Ltd., Alexander House, Chartwell Drive, Wigston, Leicester LE18 2EZ

Important

This guarantee slip should be retained by the owner of the product and should only be sent to Sekonda together with the product and £6.00 to cover handling and postage when service under guarantee is required. Please refer to service and repairs under guarantee for further information on service under guarantee. This guarantee does not affect your statutory rights.

Date of Purchase

Retailers Stamp if required or full name and address

Attach Receipt or Proof of Purchase; failure to attach may invalidate guarantee. This guarantee does not affect your statutory rights.



M02/11.14