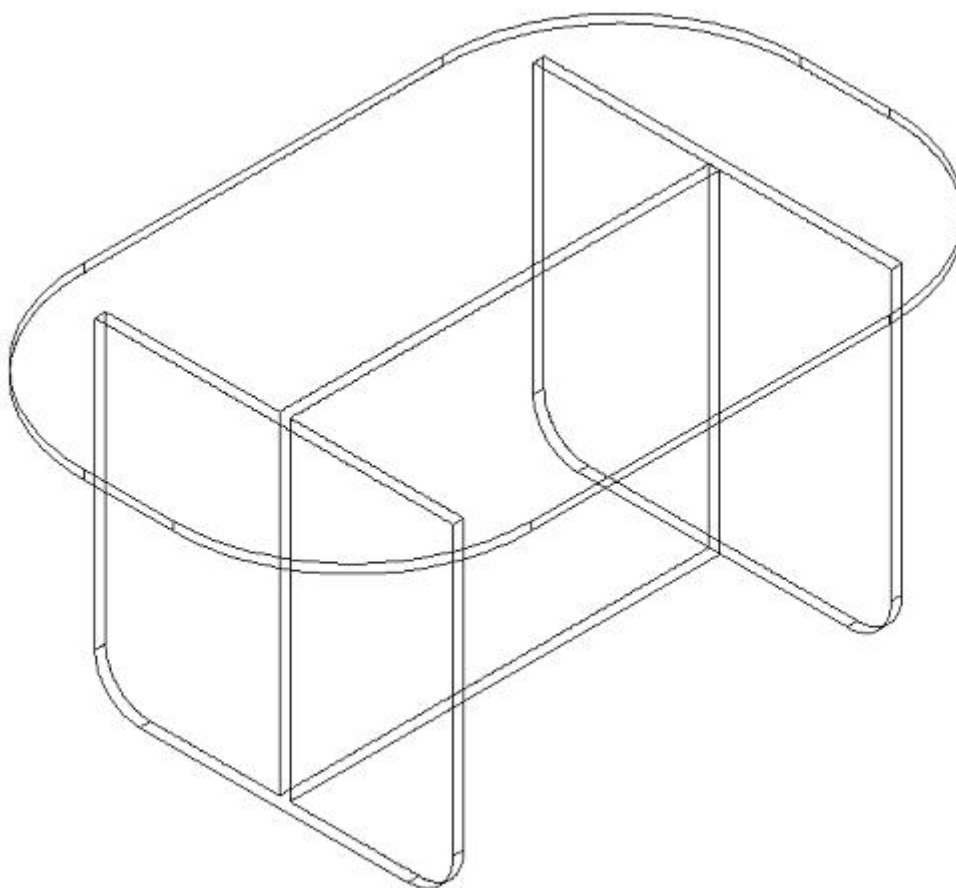



# DECORA

# habitat




## Spare Parts

 [www.argos-support.co.uk](http://www.argos-support.co.uk)

 [Help@ClickSpares.co.uk](mailto:Help@ClickSpares.co.uk)

 0370 112 1928

## Customer Support

 0345 640 2020

# Safety and Care Advice

---

## Product Details

DECORA GLASS COFFEE TABLE 1951653

**IMPORTANT, RETAIN FOR FUTURE REFERENCE: READ CAREFULLY.**

- Keep children and animals away from the work area, small parts could choke if swallowed.
- Make sure you have enough space to layout the parts before starting.
- This product has been constructed to be used in the domestic environment only and not for commercial purposes.

- Assemble the item as close to its final position (in the same room) as possible.
- Assemble on a soft level surface to avoid damaging the unit or your floor.



- We do not recommend the use of power drill/drivers for inserting screws as this could damage the unit. Only use hand screwdrivers.
- Parts of the assembly will be easier with 2 people.
- Dispose of all packaging carefully and responsibly.

## Care and maintenance

---

- Only clean using a damp cloth and mild detergent. Do not use abrasive cleaners.
- Use a dry cloth to clean the product, furniture polish is not recommended.
- From time to time check that there are no loose screws, nuts or bolts. If there are please re-tighten.
- This product should not be discarded with household waste. Take to your local authority waste disposal centre.

## Additional Guidance


---

- Maximum loading weight 30kg
- This product is compliant EN12521.

# Fittings (Shown to scale)

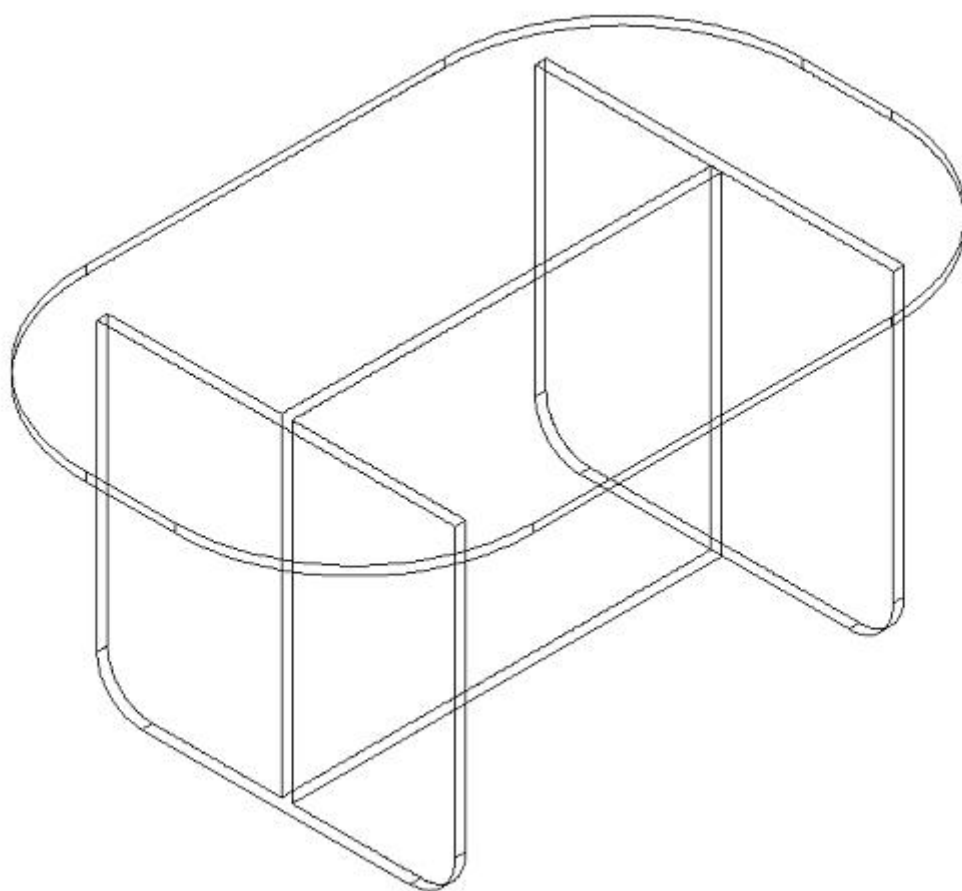
---

## Bag 1



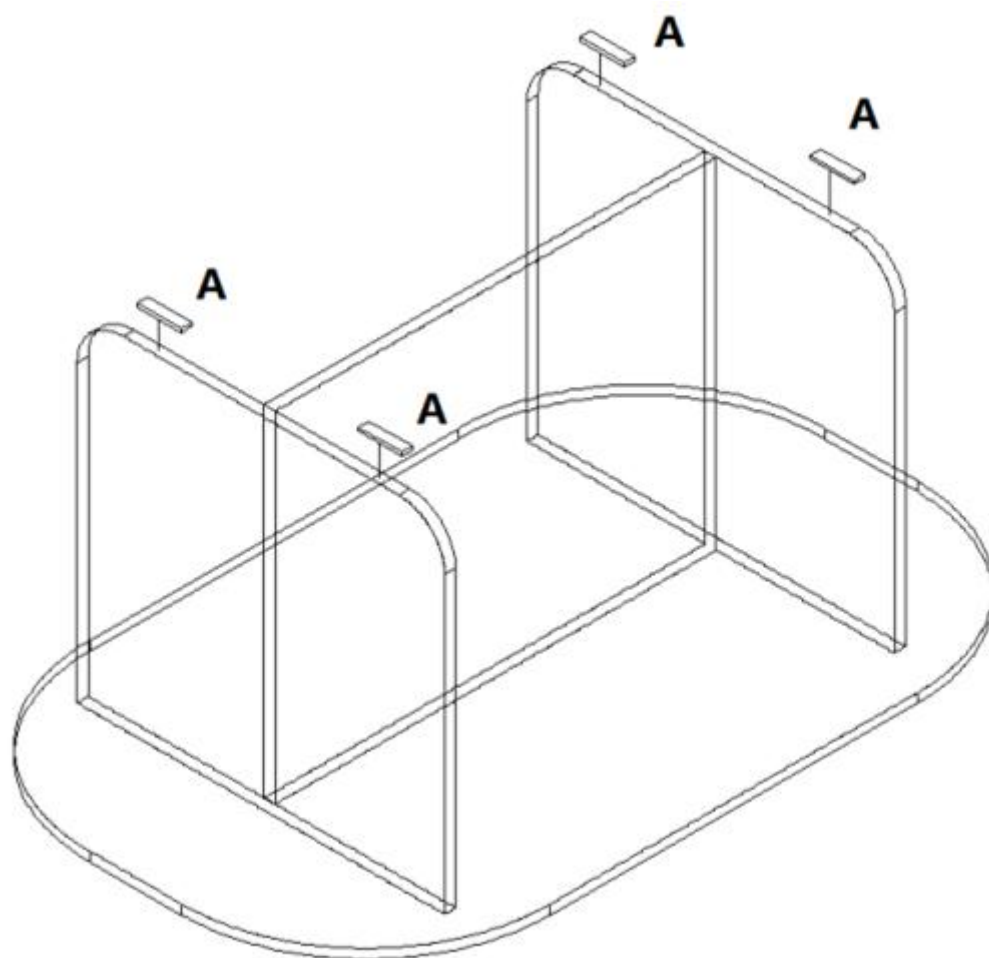
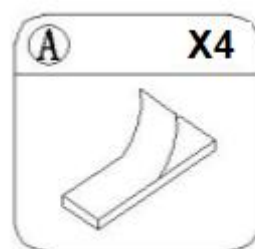
## Panels

---



① glass table x1  
(80\*50\*38cm)

# 1



# 2

