



WATCH INSTRUCTIONS

For more information, or to view the Rotary watches collections please visit www.rotarywatches.com
service@rotarywatches.com

Rotary Watches is the oldest Swiss watch brand that is still owned and run by a direct descendant of the founder. Originally established in Switzerland in 1895 by Moise Dreyfuss, Rotary Watches is dedicated to designing and manufacturing high quality, affordable and stylish timepieces. By choosing a Rotary timepiece, you are investing in a timepiece that will offer you a lifetime of reliability and a wealth of memories.

Swiss Watchmaking is our Family's Tradition


Julien

1



Dolphin Standard / Waterproof or Les Originales models:
(Continued from page 3)

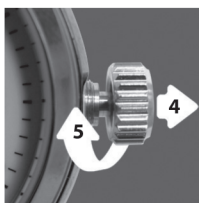
Unscrew the crown to release it from the case in a downward/anti clockwise direction (1).



To set the date: Once the screw is released, pull the crown outward gently until it clicks once (2) and rotate the crown in a clockwise direction to change the date (3). (Only applicable for date watches).


Continued on page 5

4



Dolphin Standard / Waterproof or Les Originales models:
(Continued from page 4)

To set the time: pull the crown once more in an outward direction gently until it clicks (4) and rotate the crown in a clockwise direction to change the time (5).



To close the crown: push the crown inward whilst at the same time rotating the crown in a clockwise direction (6). It is very important to check that the crown is fully screwed into a closed position in order to ensure waterproof benefit is maintained.

5

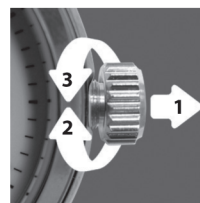
Setting the Date and Time

Check if the case back of the watch is marked 'Waterproof', 'Dolphin Standard' or if the dial states 'Les Originales'. If so, please follow instructions in **section A**. If not, please follow instructions in **section B**.

N.B * Pulling the crown forcefully in an outward direction could result in serious damage to the watch. Make sure that you always unscrew the crown before adjusting the date or time.


**** Not all Dolphin standard models have a screw down crown and some are fitted with a double seal crown which functions as per details on Page 6.**

2



Non Waterproof / Non Dolphin Standard models:

Setting the day and date: Pull out the crown one notch (1), rotate clockwise to change day (2) and anti clockwise to change date (3).



Setting the time: Pull out the crown a second notch (4) and rotate the hands until the correct time is shown (5). Remember to push the crown fully home.

6

To change the time and/or date of Dolphin Standard/Waterproof or Les Originales models:

Always make sure that the buttons on your watch are screwed down before exposing to water. A hard knock might cause a watch to lose its waterproof benefit without you realising it. The caseback of waterproof watches must be opened and closed by a skilled watchmaker. When due a battery change, we recommend you return your Waterproof/Dolphin Standard watch to Rotary for resealing.

Continued on page 4

3

Bracelet Watches

Direct contact with sprays such as hairsprays, perfumes or detergents may cause damage to your watch.

Precious Metal Watches

All precious metal products should be cared for with a polishing cloth and stored in the presentation box when not being worn. Please note that Rotary precious metal watches are not waterproof.

7

'Conflict' or 'blood' diamonds

The diamonds used in Rotary watches have been purchased from legitimate sources and are 'conflict free'

'No Dirty Gold Campaign'


We confirm our understanding and our compliance to the 'No Dirty Gold Campaign'.

8

Mechanical Watches (Continued from page 11)

1) For date setting, pull the crown to position (A) and turn it in an anti-clockwise direction to set the calendar.

2) For time setting, pull the crown to position (B) and turn it forward to set the correct time. Then push the crown back to its original position or it will not keep correct time.



12

Leather Straps

Leather straps deteriorate at different rates depending on climatic conditions, sweat acidity and levels of wear and tear. To ensure your leather strap lasts as long as possible take the following precautions:

- 1) avoid prolonged exposure to sunlight
- 2) avoid direct contact with solvents, detergents and perfumes.

9

Quartz Watches

All quartz watches are powered by batteries so it is not necessary to wind them. If your quartz watch stops, have the battery checked as soon as possible. A "dead" battery may cause serious damage to the movement if left inside the watch for too long. Quartz analogue watches contain both electronic and mechanical parts which require periodic servicing.

13

Automatic Watches

The self-winding device for automatic watches keeps the watch wound while it is being worn. Off the wrist, it will keep going for between 24 to 48 hours. To restart the watch after this time, change the time manually, (wind 10/15 times) and it will continue to function as it is worn. Alternatively, place in an automatic winding box.

10

Nickel Compliancy

All Rotary watches conform to the EEC directive on Nickel content. They comply with the procedural tests EN1810, EN1811 and EN12472 that form part of the directive, to ensure the release rate is no greater than 0.5ug/cm²/week on products in direct and prolonged contact with the skin.

14

Mechanical Watches

Your mechanical watch will never need a battery! Its special design supports both automatic and mechanical functions. For proper time keeping, turn the crown clockwise at its original position until it feels tight. But you don't need to wind the watch daily, the rotor will wind the mainspring every time you move! The watch could run 35-40hrs once fully wound and the residual functioning hours will be displayed by the indicator.

Note: to keep the optimum function of the watch it is recommended to stop winding when the indicator points to "35".

(Continued on page 12)

11

Lifetime Guarantee

All Rotary watches should be serviced at 3 year intervals at a Rotary Service Centre to ensure the Lifetime Guarantee remains valid.

Service centre details

Rotary Watches Limited
277 Prince Avenue
Westcliff on Sea
Essex
SS0 OJS

01702 337 061

15