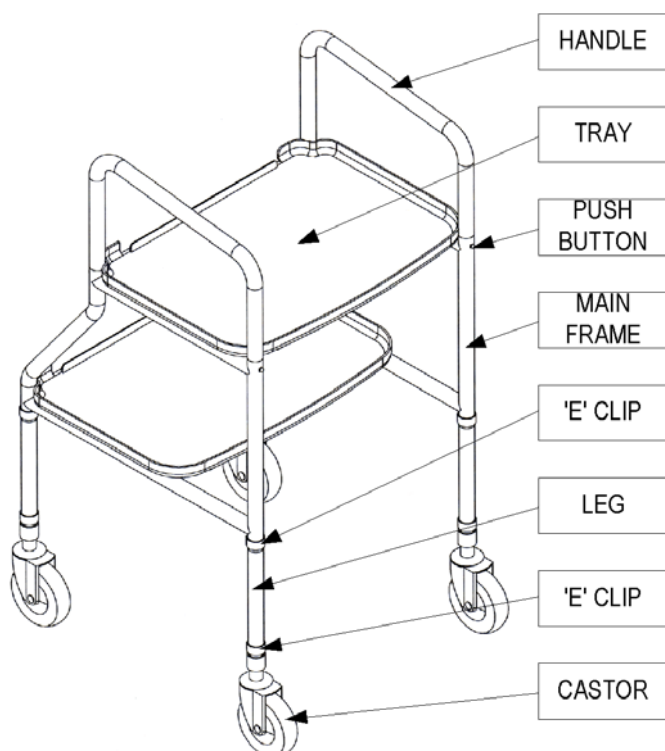


Healthtech

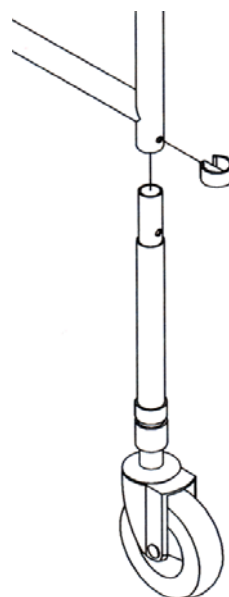
SWEDISH TROLLEY USER INSTRUCTIONS

The Swedish Trolley from Medicare Technology can provide invaluable help around the house. The trolley is constructed from a strong steel frame with plastic trays which are suitable for carrying everyday objects, use as a hobby table or to dine from. The Trolley is height adjustable and requires no tools for assembly or adjustment.

PARTS DESCRIPTION

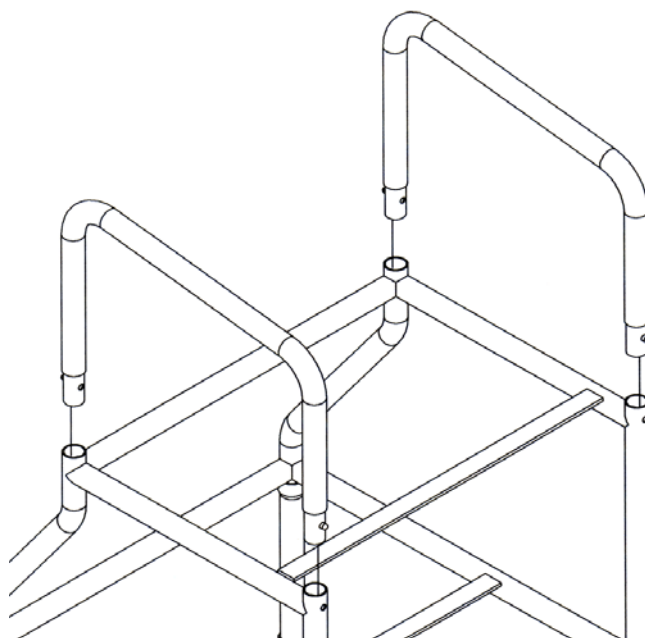


ASSEMBLY INSTRUCTIONS

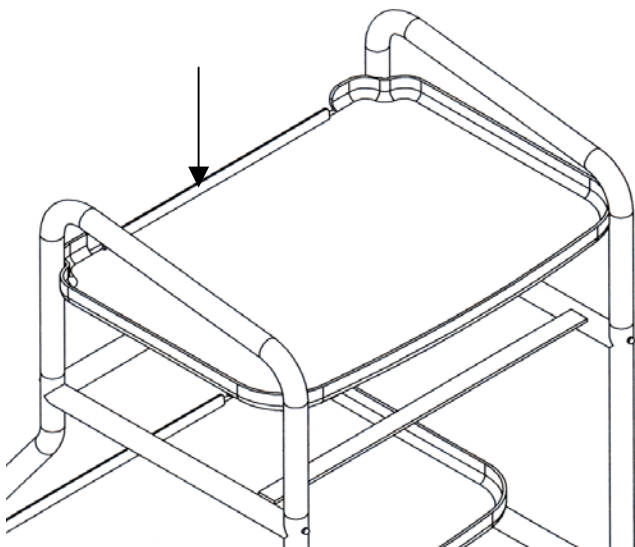


1. Remove all components from packaging.
2. Insert the leg (with castor attached) in to the bottom of the main frame. Then insert the top 'E' clip to secure. Repeat this stage for all four legs.

(See diagram left)

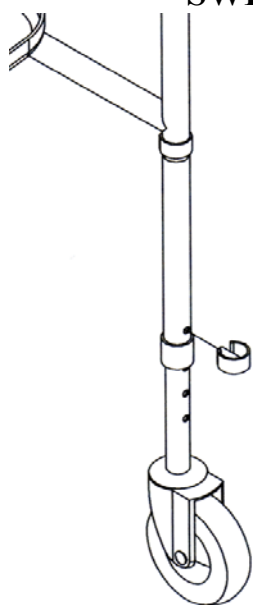


3. Insert the handle in to the top of the main frame. Hold in the brass push buttons on the handle whilst inserting. Insert the handle until the push buttons lock it in position. Repeat for the other handle.
(See diagram above).



4. Insert the two trays on to the main frame. Slide the back of the tray on to the flat bar of the main frame then push down on the front of the tray (shown by arrow). Repeat for the other tray. (See diagram above).

ADJUSTING THE HEIGHT OF THE SWEDISH TROLLEY



The height of the trolley can be adjusted:

1. Remove the bottom 'E' clip on the trolley leg.
2. Reposition the castor leg as required for the desired height.
3. Reinsert the 'E' clip.
4. Repeat for all 4 legs, ensuring they are all set at the same height. (see diagram left)

USING THE SWEDISH TROLLEY

- The Swedish Trolley is suitable for carrying objects or for use as a temporary table to dine from or for writing or hobbies.
- The maximum weight limit for each tray is 15kg (33lb). Exceeding the maximum weight limit could result in damage or injury.

- Before use, check that all four wheels are on the ground and are set at equal heights.
- The Swedish Trolley has not been designed as a walking aid. Other specifically designed walking aids are available from Medicare Technology.
- Please note that there is no brake function on the trolley, and that involuntary movement may occur on certain surfaces and if there is a gradient. Bear this in mind when walking with and using the trolley.

TRAY REMOVAL AND CLEANING

- The trays on the trolley can be removed for convenience or for cleaning. To remove, lift up the front of the tray then slide out the back of the tray.
- To reinstall the trays, refer to step 4 of the Assembly Instructions.
- The trays can be wiped down or washed with a mild detergent.
- The frame can be wiped down with a damp cloth. Mild detergent may also be used.

WARRANTY INFORMATION

- The trolley comes with a one-year warranty from date of purchase. The warranty covers design and manufacturing defects. It does not cover accidental damage or wear and tear. For full details of the warranty please contact your dealer.

SPECIFICATION

- Trolley: 47cm (18½") Wide x 50cm (19¾") Deep x 89 - 102cm (35" – 40") High
- Trays: 46cm (18") Wide x 34cm (13½") Deep
- Lower Tray: 39 – 52cm (15¼" – 20½") High
- Upper Tray: 68 – 81cm (26¾" – 32") High
- Weight: Total 8kg (17.6lb), Tray 0.6kg (1.3lb)
- Manufactured by:

Medicare Technology Limited



Ainley's Industrial Estate, Elland, West Yorkshire HX5 9JP

Tel: +44 (0) 1422 314488 Fax: +44 (0) 1422 314489

Email: enquiries@medicaretechnology.com

Web: www.medicaretechnology.com