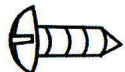





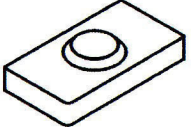
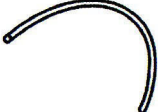
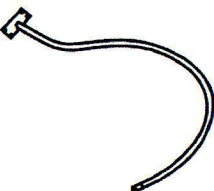
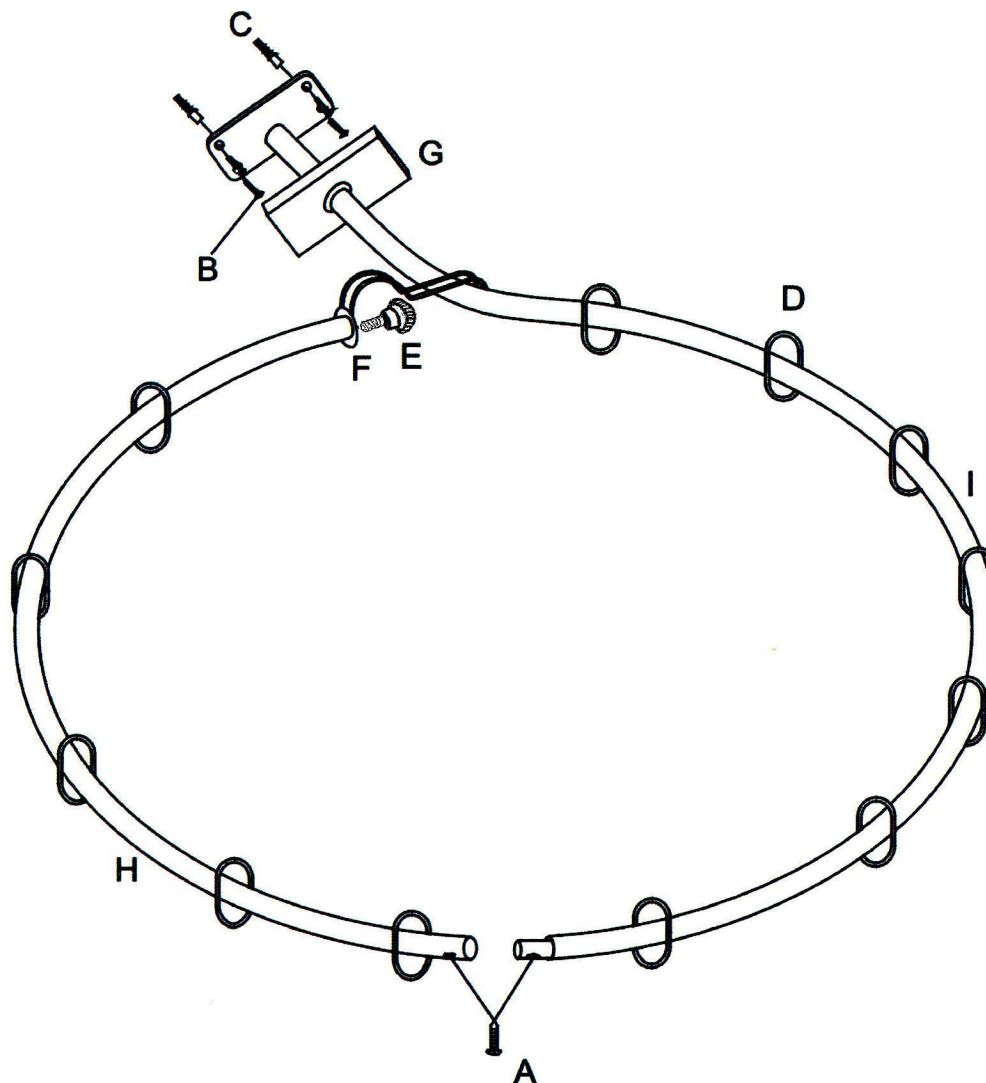


CHROME PLATED SHOWER RAIL

050.02.553

**WARNING-Keep small parts away from children.
Do not allow children to climb on this product.**
www.lloydpascal.co.uk

no.	description	q'ty
A		1
B		4
C		4
D		12
E		1
F		1
G		1
H		1
I		1



HELP LINE

IF YOU REQUIRE ANY ASSISTANCE WITH THIS PRODUCT, PLEASE EMAIL VIA THE WEBSITE www.lloydpascal.co.uk
OR RING THE FOLLOWING NUMBER ASKING FOR THE CUSTOMER SERVICES DEPARTMENT
00 44 (0) 121 753 7720

