

FP400513 MUK Rev 1

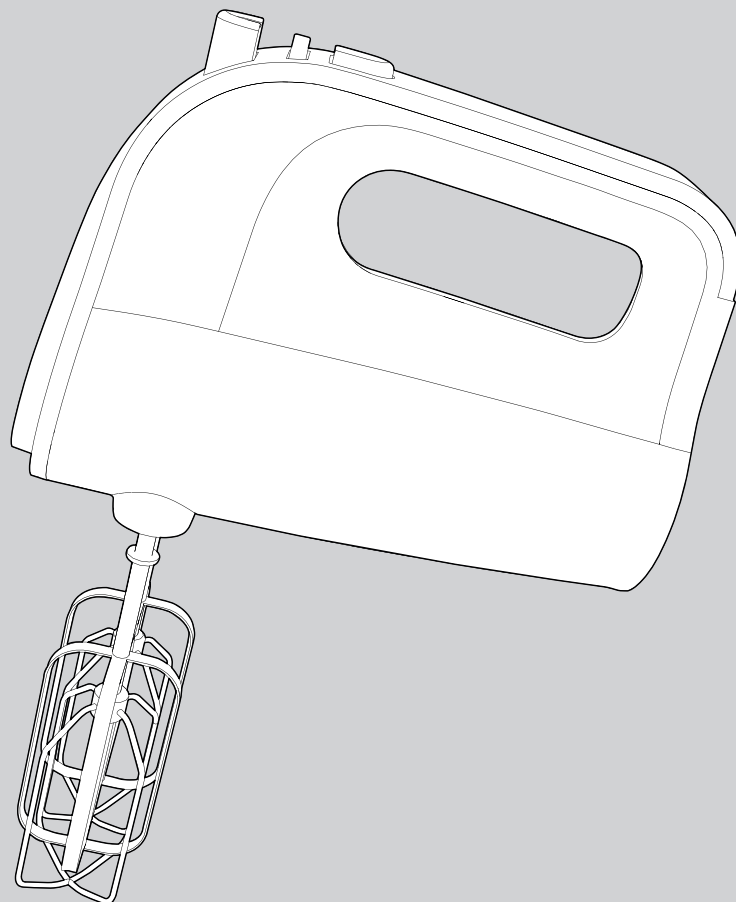
**morphy richards®**  
smart **i**deas for your home



## Hand Mixer



Please read and keep these instructions for future use



For competitions, product hints and tips  
and more join us at



[www.morphyrichards.co.uk/blog](http://www.morphyrichards.co.uk/blog)



[www.facebook.com/morphyrichardsuk](https://www.facebook.com/morphyrichardsuk)



[@loveyourmorphy](https://twitter.com/loveyourmorphy)

[www.morphyrichards.com](http://www.morphyrichards.com)

## Health And Safety

The use of any electrical appliance requires the following common sense safety rules. Please read these instructions carefully before using the product.

- This appliance can be used by persons with reduced physical, sensory or mental capabilities, or lack of experience and knowledge, if they have been given supervision or instruction concerning the use of the appliance in a safe way and understand the hazards involved.
- This appliance shall not be used by children.
- Keep appliance and cord out of the reach of children.
- Do not use your hand mixer continuously for longer than 5 minutes with the Beaters. After using for this length of time, allow to cool for 20 minutes.
- Avoid touching moving parts. Keep hands, hair and clothing, and utensils away from the hand mixer attachments during operation, to prevent personal injury and/or damage to the appliance.
- Switch off the appliance and disconnect from the supply before changing accessories or approaching parts that move in use.
- If the supply cord is damaged, it must be replaced by the manufacturer, its service agent or similarly qualified persons in order to avoid a hazard.
- Children shall not play with the appliance.
- Unplug from the outlet when not in use, or when left unattended, and before assembling, disassembling or cleaning.
- For care and cleaning refer to page 6.

In addition, we offer the following safety advice.

### Location

- Do not use outdoors or in a bathroom.
- Always locate your appliance away from the edge of the worktop.

### Mains cable

- Do not let the mains cable hang over the edge of the worktop where a child could reach it.
- Do not let the lead run across an open space e.g. between a low socket and a table.
- Do not let the cable run across a cooker or other hot area which might damage the cable.
- The mains cable should reach from the socket to the base unit without straining the connections.
- The power cord cannot be replaced. Contact Morphy Richards for advice.

### Other safety considerations

- Do not use the appliance for anything other than its intended purpose.
- **WARNING: Misuse of appliance could cause personal injury.**
- The use of attachments or tools not recommended or sold by Morphy Richards may cause fire, electric shock or injury.

### Product specific safety

- Do not operate any appliance with a damaged cord or plug or after the appliance malfunctions or has been damaged in any manner.

### Electrical requirements

Check that the voltage on the rating plate of your appliance corresponds with your house electricity supply which must be A.C. (Alternating Current). Should the fuse in the mains plug require changing, a 3 amp BS1362 fuse must be fitted.

## Introduction

Thank you for your recent purchase of this Morphy Richards Hand Mixer.

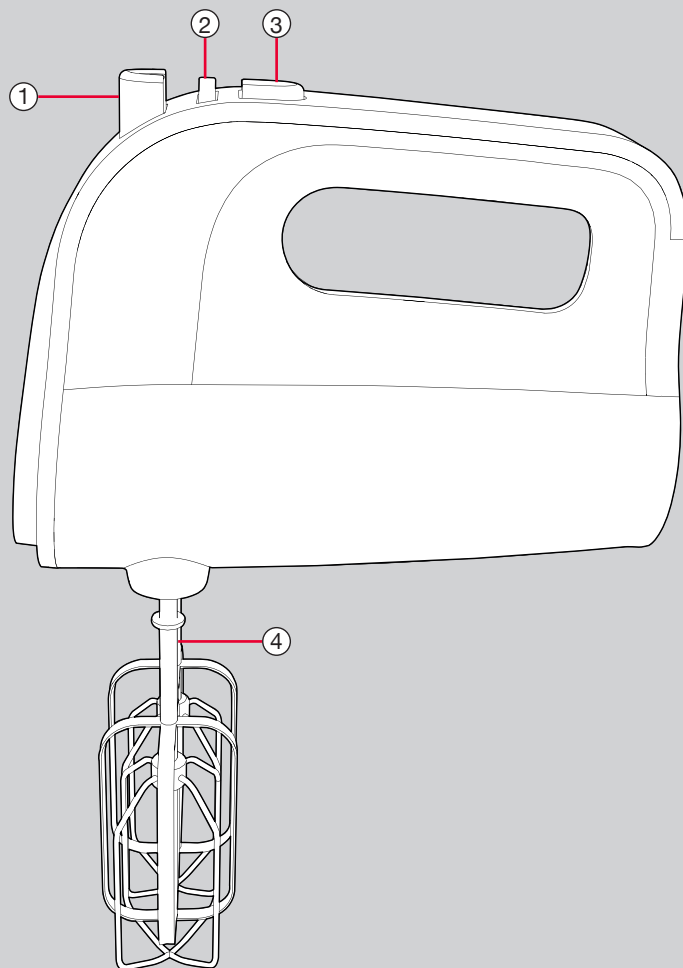
Your Hand Mixer comes with Beaters enabling you to make a multitude of dishes. Please read the instructions for information on how to use your Hand Mixer before use.

Remember to visit [www.morphyrichards.co.uk](http://www.morphyrichards.co.uk) to register your product's one year guarantee.

## Contents

Health And Safety .....	2
Introduction .....	3
Product Overview .....	4
Before First Use .....	5
Inserting The Beaters .....	5
Using Your Hand Mixer .....	5
Top Tips .....	6
Care And Cleaning .....	6
Contact Us .....	6
Notes .....	7
Guarantee .....	8

## Product Overview



## Features

- |                    |                  |
|--------------------|------------------|
| (1) Ejector Button | (3) Turbo Button |
| (2) Speed Selector | (4) Beaters      |

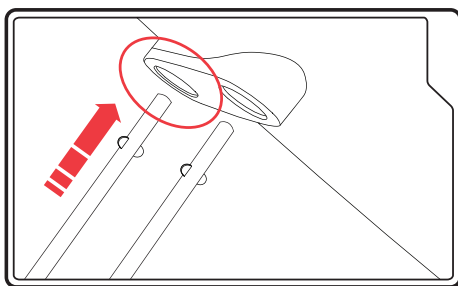
## Before First Use

Before using your Hand Mixer for the first time, wash the Beaters (4) in warm soapy water, rinse and dry.

Before assembling the Hand Mixer, be sure the power cord is unplugged from the wall power socket and the Speed Selector (2) is at the 0 position, then plug in the power socket.

## Inserting The Beaters

Your Hand Mixer is supplied with two Beaters (4). The Beaters (4) may be fitted in either Hand Mixer socket, as they are identical.



## Important

The max operating time should not exceed 5 minutes. A minimum of 20 minutes rest time must be maintained before the Hand Mixer is used again.

## Using your Hand Mixer

1. Plug the Hand Mixer into the wall power socket, ensuring the speed selector is at 0.
2. There are 5 speed settings. Turn the speed selector (2) to your desired setting and the appliance will start working. To run the Hand Mixer at high speed for intermittent bursts, press the Turbo Button (3).

**WARNING: Ensure there are no utensils in the bowl before mixing**

3. When mixing is completed, turn the Speed Selector (2) to the 0 position, unplug the Hand Mixer from the wall power socket.
4. If necessary, scrape any excess mixture from the Beaters (4) with a rubber or wooden spatula.
5. To remove the Beaters (4) simply press the ejector button, ensuring the speed selector is set to 0.

## Top tips

1. Refrigerated ingredients, such as butter and eggs should be at room temperature before mixing begins.
2. To eliminate the possibility of shells in your recipe, break eggs into a separate container first, then add more to the mixture.
3. Follow individual recipes for mixing/blending times
4. Always start mixing at a lower speed. Gradually increase to the recommended speed as stated in the recipe.

## Care And Cleaning

1. Ensure the Hand Mixer is un-plugged from the wall power socket before cleaning.
2. Wipe over the outside surface of the Mixer with a dampened cloth and dry with a dry cloth.
3. Wipe any excess food mixture from the power cord.
4. Wash the Beaters (4) in warm, soapy water and wipe dry.

**CAUTION: The Hand Mixer cannot be immersed in water or any other liquid**

## Contact Us

### Helpline

If you are having a problem with your Hand Mixer, please call our Helpline, as we are more likely to be able to help than the store you purchased the item from.

Please have the product name, model number and serial number to hand when you call to help us deal with your enquiry quicker.

UK Helpline: 0344 871 0944

IRE Helpline: 1800 409 119

Spares: 0344 873 0710

### Talk To Us

If you have any questions or comments, or want some great tips or recipe ideas to help you get the most out of your products, join us online:

Blog: [www.morphyrichards.co.uk/blog](http://www.morphyrichards.co.uk/blog)

Facebook: [www.facebook.com/morphyrichardsuk](http://www.facebook.com/morphyrichardsuk)

Twitter: [@loveyourmorphy](https://twitter.com/loveyourmorphy)

Website: [www.morphyrichards.com](http://www.morphyrichards.com)

## Notes

FP400513 MUK Rev 1 09/17

## Your 1 year guarantee

Please quote the following information if the product develops a fault. These numbers can be found on the base of the product.

Model no.

Serial no.

All Morphy Richards products are individually tested before leaving the factory. In the unlikely event of any appliance proving to be faulty within 28 days of purchase, it should be returned to the place of purchase for it to be replaced.

If the fault develops after 28 days and within 12 months of original purchase, you should contact the Helpline number quoting Model number and Serial number on the product, or write to Morphy Richards at the address shown.

You may be asked to return a copy of proof of purchase.

Subject to the exclusions set out below (see Exclusions), the faulty appliance will then be repaired or replaced as appropriate and dispatched usually within 7 working days of receipt.

If, for any reason, this item is replaced or repaired during the 1 year guarantee period, the guarantee on the new item will be calculated from original purchase date. Therefore it is vital to retain your original till receipt or invoice to indicate the date of initial purchase.

To qualify for the 1 year guarantee, the appliance must have been used according to the instructions supplied. For example, the Mixer should not have been run for longer periods than specified in the instructions.

## Exclusions

Morphy Richards shall not be liable to replace or repair the goods under the terms of the guarantee where:

- 1 The fault has been caused or is attributable to accidental use, misuse, negligent use or used contrary to the manufacturer's recommendations or where the fault has been caused by power surges or damage caused in transit.
  - 2 The appliance has been used on a voltage supply other than that stamped on the products.
  - 3 Repairs have been attempted by persons other than our service staff (or authorised dealer).
  - 4 The appliance has been used for hire purposes or non domestic use.
  - 5 The appliance is second hand.
  - 6 Morphy Richards reserves the right not to carry out any type of servicing under the guarantee at its discretion
  - 7 Plastic filters for all Morphy Richards kettles and coffee makers are not covered by the guarantee.
  - 8 Batteries and damage from leakage are not covered by the guarantee.
- This guarantee does not confer any rights other than those expressly set out above and does not cover any claims for consequential loss or damage. This guarantee is offered as an additional benefit and does not affect your statutory rights as a consumer. Morphy Richards products are intended for household use only. See usage limitations within the location safety instructions.

## Disclaimer

Morphy Richards has a policy of continuous improvement in product quality and design. The company, therefore reserves the right to change the specification of it's models at any time.



For electrical products sold within the European Community. At the end of the electrical products useful life, it should not be disposed of with household waste.

Please recycle where facilities exist. Check with your Local Authority or retailer for recycling advice in your country

**IF YOU ARE HAVING A PROBLEM  
WITH ONE OF OUR PRODUCTS,  
CALL OUR HELPLINE:**

**UK: 0344 871 0944  
EIRE: 1800 409 119  
SPARES: 0344 873 0710**

**morphy richards**

The After Sales Division  
Morphy Richards Ltd  
Mexborough, South Yorkshire,  
England, S64 8AJ

Helplines (office hours)  
UK 0344 871 0944  
Spare Parts 0344 873 0710  
Republic of Ireland 1800 409 119  
[www.morphyrichards.com](http://www.morphyrichards.com)

