

# Assembly Instructions

## for 4 Drawer Tower Unit



TOP PIECE x 1



TOWER LEGS x 16




DRAWER BASE x 4



WHEELS x 4

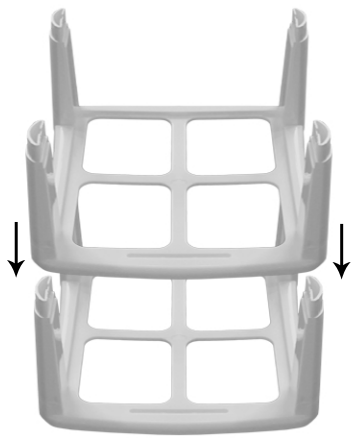


DRAWERS x 4

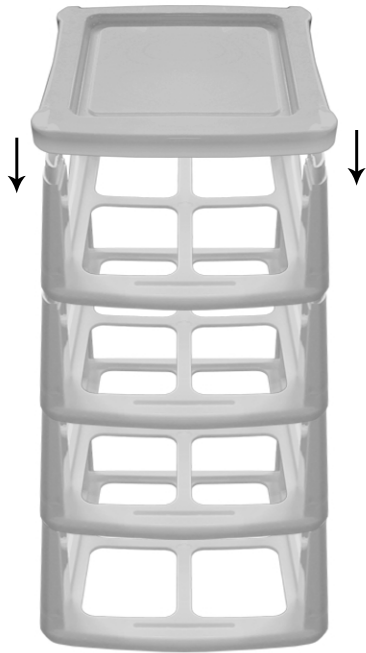


STEP 1: Push leg section into drawer base. Repeat for each corner.

*continued overleaf*



STEP 2: Push second drawer base onto legs and repeat step 1 for number of drawers.



STEP 3: Repeat step 2 for the number of drawers, then place on top piece to complete the tower frame.



STEP 4: Turn frame upside down and insert wheels.



STEP 5: Insert drawers into frame.