



SUPER SMOOTH 235 STRAIGHTENER 2539U

SAFETY CAUTIONS

- This appliance should only be used as described within this instruction booklet. Please retain for reference.

IMPORTANT CHILD SAFETY

WARNING! Polythene bags over a product or package may be dangerous. To avoid danger of suffocation, keep this wrapper away from babies and children. This bag is not a toy.

WARNING! THIS APPLIANCE GETS HOT!

- **ALWAYS** keep out of reach of children (during and after use and whilst cooling).
- This appliance should not be used, cleaned or maintained by children.
- Always take extra care if used on children or near children.
- Do not use on very young children.

IMPORTANT SAFETY





- Do not use the appliance in the bathroom.
- **WARNING!** Do not use this appliance near water contained in basins, bathtubs or other vessels.
- Do not immerse the appliance in water or other liquids.
- Always inspect the appliance before use for noticeable signs of damage. Do not use if damaged, or if the appliance has been dropped. In the event of damage, contact the Conair Customer Care Line (refer to 'UK After Sales Service' section for further information).
- Do not use the appliance if the lead is damaged. In the event of lead damage, discontinue use immediately. If the lead is damaged it must be replaced by the manufacturer. Return the appliance to the Customer Care Centre (refer to 'UK After Sales Service' section for further information). No repair must be attempted by the consumer.
- Do not leave the appliance unattended when switched on or plugged in.
- During use, do not place the appliance on any heat sensitive surface whilst in operation even when using the heat mat provided.
- Take care to avoid the hot surface of the appliance coming into direct contact with the skin, in particular the eyes, ears, face and neck.
- In the event the appliance is left switched on, it will automatically shut off after 72 minutes. If you wish to continue using the appliance after this time, simply

press the button marked ‘ ⏻ ’ to turn the power on.

- This appliance should not be used by adults whose reduced physical, sensory or mental capabilities, or whose lack of experience and knowledge, might cause a hazard, unless they have been correctly instructed to understand the safe use and hazards involved and are adequately supervised.
- Allow appliance to cool before storing away.
- After use, do not coil the lead around the appliance as this may cause damage. Instead, coil loosely by the side of the appliance.
- This product complies fully with all appropriate EU and UK Legislation and the Standards relevant to this type and class of appliance. We are an ISO9001:2015 accredited company that continually evaluates our Quality Management System performance. If you have any queries regarding product safety and compliance, please contact our Customer Services Department. (See “U.K. After Sales Service” section for further information.)

INSTRUCTIONS FOR USE

- Comb through dry hair and divide into sections.
- To turn on the appliance, press the  button.
- The appliance will automatically set to 200°C and will blink until the temperature has been reached. Once the temperature has been reached, the indicator will remain solid in colour.
- To select a temperature setting suitable for your hair type, press the 'HIGH' or 'LOW' button. (See Heat Settings section below)
- Take a section of hair and place between the plates, close to the roots.
- Close the plates together and hold the hair firmly between the plates.
- Slide down the length of hair, from root to tip.
- Repeat as necessary through the remaining sections.
- Allow the hair to cool before combing through.
- After use, press the button marked  to switch off and unplug the appliance.
- For additional heat protection after use, close the appliance and slide the safety switch at the end of the appliance to lock the plates together.
- Allow to cool before storing away.

Heat Settings

If you have delicate, fine or coloured hair, use the lower heat settings. For thicker hair, use the higher heat settings. It is suggested to always complete a test on initial use to ensure the correct temperature is used on the hair type. Start on the lowest setting and increase the temperature until desired result is achieved.

There are 6 heat settings available to suit all hair types, 140°C, 160°C, 180°C, 200°C, 220°C and 235°C

LOW heat button: When pressing the LOW button, you can switch between the lower heat settings of 140°C, 160°C, 180°C or 200°C only. Keep pressing the button until it moves to the temperature you desire. To increase the heat setting press the HIGH heat button.

HIGH heat button: When pressing the HIGH button, you can switch between 220°C and 235°C only. Keep pressing the HIGH button until it moves to the heat setting you desire. To reduce the heat setting press the LOW heat button.

Ionic Technology

Turning on the appliance will automatically activate the ionic technology.

Please note: The release of the ions from the ports produces a slight buzzing noise.

Auto Shut Off

This appliance has an automatic shut off feature for added safety. If the appliance is switched on for more than 72 minutes continuously, it will automatically switch off. If you wish to continue using the appliance after this time, simply press the '⏻' button to turn the power on.

Heat Mat

The appliance comes with a heat mat for use during and after styling. During use do not place the appliance on any heat sensitive surface, even when using the heat mat provided. After use, switch off and unplug the appliance. Immediately wrap the appliance in the heat mat provided and allow to fully cool down. Continue to keep it out of reach of children as it will remain hot for several minutes.

CARE & MAINTENANCE

To help keep your appliance in the best possible condition follow the steps below:

- Do not wrap the lead around the appliance, instead coil the lead loosely by the side of the appliance.
- Do not use the appliance at a stretch from the power point.
- Always unplug after use.

For more information on this appliance visit www.babyliss.co.uk

UK GUARANTEE

This BaByliss appliance is guaranteed for consumer use for 5 years.

This guarantee covers defects under normal use from date of purchase and ceases to be valid in the event of alteration or repairs by unauthorised persons. If the appliance does not perform satisfactorily due to defects in materials or manufacture, it will be repaired or replaced through Conair UK After Sales Service. The Conair Group Ltd reserves the right to amend terms and specifications without prior notice.

This guarantee in no way affects your statutory rights.

UK AFTER SALES SERVICE

For further advice on using the appliance or should you need to return your product, please contact the Conair Customer Care Line on 0370 5 133191 (09:00 to 17:00 Monday to Friday) or email your enquiry to ukinfo@conair.com.


The return address is:

Customer Care Centre
Conair Logistics
Unit 4, Revolution Park
Buckshaw Avenue
Buckshaw Village
Chorley
PR7 7DW

Please enclose your returns number, name and address details, together with a copy of proof of purchase and details of the fault.

SAFE DISPOSAL



The  symbol on the product or on its packaging indicates that this product may not be treated as household waste. Instead it should be handed to an appropriate collection point for the recycling of Electrical and Electronic equipment. By ensuring this product is disposed of correctly, you will help prevent potential negative consequences for the environment and human health, which could otherwise be caused by inappropriate waste handling of this product. For more detailed information about the recycling of this product, please contact your local council office or your household waste disposal service.

